



SCHEDULE OF WIRING METHODS - HOSMER CONCERT HALL (BLDG. NO. 16)

SPACE	NAME	NO.	WALL MATERIALS				CEILING MATERIALS	FLOOR MATERIALS	WIRING METHOD(S)	REMARKS
			NORTH	SOUTH	EAST	WEST				
BASEMENT PLAN - LEVEL 0	EQUIPMENT STORAGE	E001	CONC. BLOCK	CONC. BLOCK	CONC. BLOCK	CONC. BLOCK			4	(9)
	EQUIPMENT STORAGE	E002							4	
	EQUIPMENT STORAGE	E003							4	
	EQUIPMENT STORAGE	E004							4	
	EQUIPMENT STORAGE	E005							4	
	CORRIDOR	E006					A.C.T.	V.C.T.	5	
	EQUIPMENT STORAGE	E007							4	
	EQUIPMENT STORAGE	E008							4	
	EQUIPMENT STORAGE	E009							4	
	EQUIPMENT STORAGE	E010							4	
	CORRIDOR	E011					A.C.T.	V.C.T.	5	
	EQUIPMENT STORAGE	E012							4	
	EQUIPMENT STORAGE	E013							4	
	EQUIPMENT STORAGE	E014							4	
	MACHINE RM.	E015							1	(1) (10)
	STORAGE RM.	E016							1	
	ORCHESTRA LIFT	E017							3	
	CHAR. STORAGE	E018							1	
	MECH. SERV. CORRIDOR	E019							1	
	ORCHESTRA PLAN - LEVEL 1, & 1.1	SIDE STAGE	E101							1
BACK STAGE		E102							1	
SIDE STAGE		E103							1	(4)
STAGE		E104							7	
ORCHESTRA SEATING		E105							5	
CIRCULATION		E106							5	
CIRCULATION		E107							5	
VENDING MACHINE RM.		E108							5	
JANITORS CLOSET		E109					A.C.T. (SPUNE)	CONCRETE	4	
COAT RM.		E110							5	
TICKET SALES		E111							5	
MENS TOILET		E112	C.T. ON CONC. BLOCK	C.T. ON CONC. BLOCK	C.T. ON CONC. BLOCK	C.T. ON CONC. BLOCK	PLASTER	C.T.	5	(2) (6)
ENTRY VESTIBULE		E113	CONC. BLOCK	CONC. BLOCK	CONC. BLOCK	CONC. BLOCK			5	
WOMENS TOILET		E114	C.T. ON CONC. BLOCK	C.T. ON CONC. BLOCK	C.T. ON CONC. BLOCK	C.T. ON CONC. BLOCK	PLASTER	C.T.	5	(2) (6)
LOBBY		E115	CONC. BLOCK	CONC. BLOCK	CONC. BLOCK	CONC. BLOCK			5	(7)
STORAGE RM.		E116							4	
STAR		E1-1					PLASTER	V.C.T.	5	(6)
STAR		E1-2					PLASTER	V.C.T.	5	(6)
STAR		E1-3					PLASTER	V.C.T.	2	(6)
STAR		E1-4					PLASTER	V.C.T.	2	(6)
PLAN AT BOX LEVEL - LEVEL 2.4	BOX	E201							5	
	BOX	E202							5	
	BOX	E203							5	
	BOX	E204							5	
	BOX	E205							5	
	CORRIDOR	E206					A.C.T.	V.C.T.	5	
	BOX	E207							5	
	BOX	E208							5	
	BOX	E209							5	
	BOX	E210							5	
	BOX	E211							5	
	CORRIDOR	E212					A.C.T.	V.C.T.	5	
	MENS TOILET	E213	C.T. ON CONC. BLOCK	C.T. ON CONC. BLOCK	C.T. ON CONC. BLOCK	C.T. ON CONC. BLOCK	PLASTER	C.T.	5	(2)
	ADMINISTRATIONS OFFICE	E214	CONC. BLOCK	CONC. BLOCK	CONC. BLOCK	CONC. BLOCK			5	
	SECRETARIAL OFFICE	E215	CONC. BLOCK	CONC. BLOCK	CONC. BLOCK	CONC. BLOCK			5	
	WOMENS TOILET	E216	C.T. ON CONC. BLOCK	C.T. ON CONC. BLOCK	C.T. ON CONC. BLOCK	C.T. ON CONC. BLOCK	PLASTER	C.T.	5	(2)
	CORRIDOR	E217	CONC. BLOCK	CONC. BLOCK	CONC. BLOCK	CONC. BLOCK	A.C.T.	V.C.T.	5	
	ORGAN LOFT	E218							4	(8)
	STAR	E2-1					PLASTER	V.C.T.	5	(6)
	STAR	E2-2					PLASTER	V.C.T.	5	(6)
STAR	E2-3					PLASTER	V.C.T.	2	(6)	
STAR	E2-4					PLASTER	V.C.T.	2	(6)	
BALCONY PLAN - LEVEL 3.1	ORCHESTRA SEATING	E301							7	
	CORRIDOR	E302					A.C.T.	V.C.T.	5	
	STAR	E3-3					PLASTER	V.C.T.	2	
	STAR	E3-4					PLASTER	V.C.T.	2	
CONTROL ROOM PLANS - LEVEL 4	TOILET	E401							5	(2)
	STORAGE RM.	E402							4	
	AUDIO CONTROL RM.	E403							5	
	AUDIO ANNOUNCERS RM.	E404							5	
	LIGHT CONTROL RM.	E405							5	
	TV. FOLLOW SPOT RM.	E406							5	
	T.V. CONTROL RM.	E407							5	
	T.V. ANNOUNCER RM.	E408							5	
	OBSERVATION RM.	E409							5	
	STORAGE RM.	E410							4	(9)
LIGHTING GALLERY - LEVEL 5	CORRIDOR	E411					A.C.T. (SPUNE)	V.C.T.	5	
	STAR	E4-3					PLASTER	V.C.T.	2	(9)
	STAR	E4-4					PLASTER	V.C.T.	2	(9)
	LIGHTING GALLERY	E501							4	(9)
METAL CATWALK	E502							4	(9)	
STORAGE AREA	E503							4	(9)	
STAR	E5-4					PLASTER	V.C.T.	2	(9)	

NOTE: FOR ALL NOTES AS WELL AS KEY FOR WIRING METHODS AND REMARKS SEE SHEET A-17.


CONTRACTOR SHALL CHECK AND FIELD VERIFY ALL DIMENSIONS AND REPORT DISCREPANCIES TO THE ARCHITECT BEFORE ANY WORK IS COMMENCED.  
ALL DRAWINGS ARE THE PROPERTY OF THE ARCHITECT.  
THIS DESIGN AND THESE DOCUMENTS MAY NOT BE REPRODUCED, REUSED, ALTERED OR ADDED TO WITHOUT THE WRITTEN PERMISSION OF THE ARCHITECT.

STATE UNIVERSITY  
CONSTRUCTION FUND  
SUCF PROJECT NUMBER 12130  
REPLACE FIRE ALARM SYSTEM / INSTALL SPRINKLER  
CRANE MUSIC COMPLEX  
STATE UNIVERSITY COLLEGE AT POTSDAM



H&F, CONSULTANTS IN ENGINEERING  
P.O. BOX 228  
CLIFTON PARK, N.Y. 12045  
TEL: (518) 677-8566  
FAX: (518) 677-4566

OCM PROJECT NO. 10233



O'CONNOR & MARSH  
ARCHITECTS

FACILITY DESIGN - PLANNING

517 ABOVE THE LIBRARY  
WESTERN AVE., BOX 3130  
ALBANY, NEW YORK 12203  
518 465 0611

DRAWING TITLE  
SCHEDULE OF WIRING METHODS

DATE  
12-9-97  
DRAWING NO.  
A20  
PROJECT NO.  
12130

D116

120