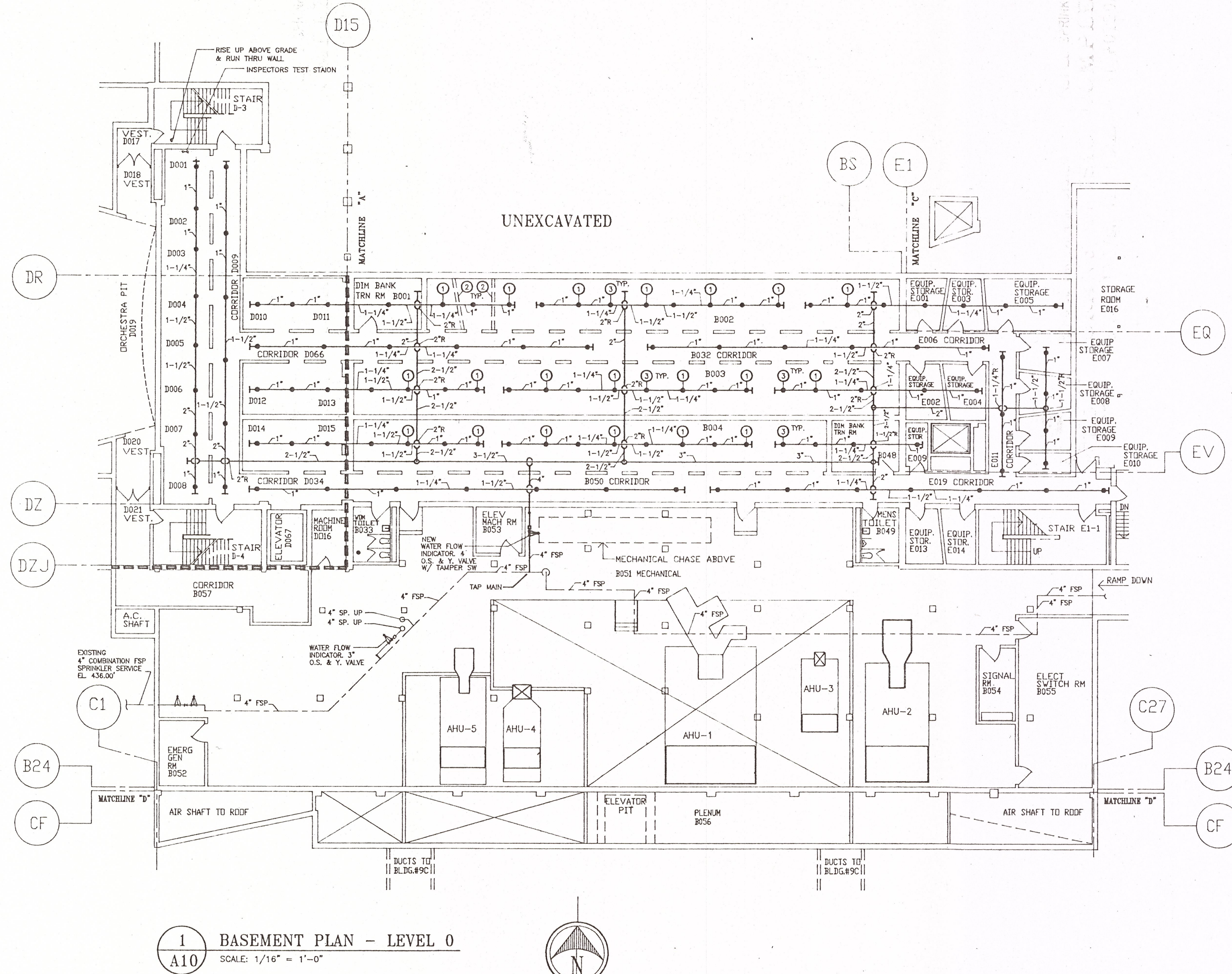


D116

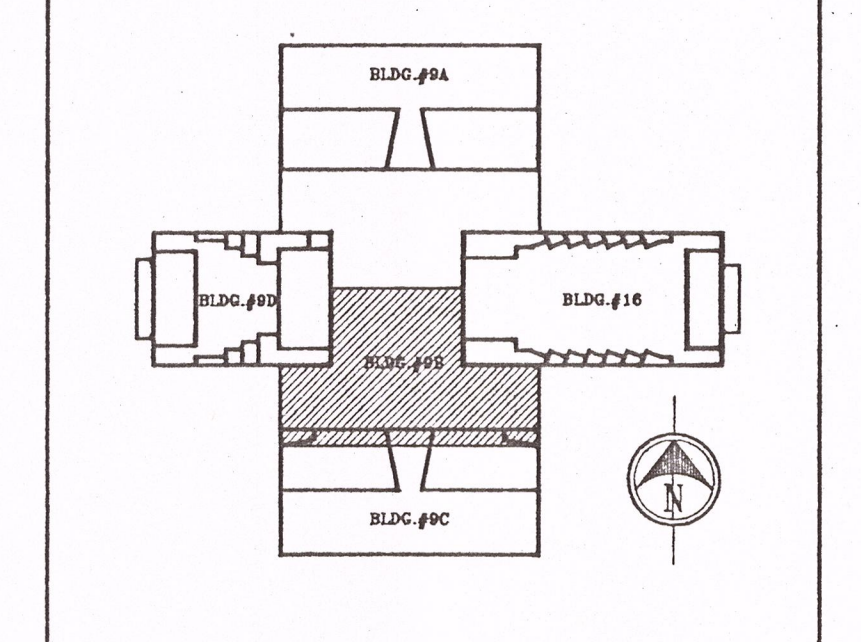


1 BASEMENT PLAN - LEVEL 0  
A10 SCALE: 1/16" = 1'-0"

**GENERAL NOTES:**  
 1. FLOOR TO CEILING HEIGHT  
 2. LOCATE SPRINKLER PIPING MINIMUM 8'-0" AFF  
 & AS HIGH AS POSSIBLE CONSISTENT W/ NFPA-13  
 COORDINATE W/ EXISTING STORAGE & FUTURE PRACTICE  
 ROOM LAYOUT

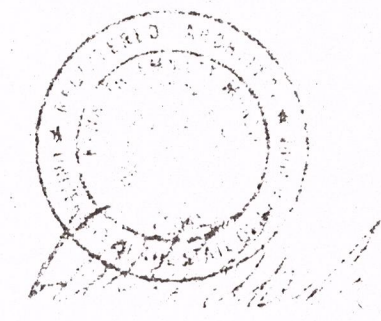

**KEY NOTES:**  
 (1) = PROVIDE PLUGGED TEE FOR FUTURE SPRINKLER HEAD  
 (2) = FUTURE PARTITION FOR PRACTICE ROOM (TYP. AT AREAS #B002, #B003, #B004, ETC.)  
 (3) = UPRIGHT HEAD WITH WIRE GUARD (APPLIES TO ALL SPRINKLER HEADS)

**KEY PLAN: CRANE MUSIC COMPLEX**



CONTRACTOR SHALL CHECK AND FIELD VERIFY ALL DIMENSIONS AND REPORT DISCREPANCIES TO THE ARCHITECT BEFORE ANY WORK IS COMMENCED.  
 ALL DRAWINGS ARE THE PROPERTY OF THE ARCHITECT.  
 THIS DESIGN AND THESE DOCUMENTS MAY NOT BE REPRODUCED, REUSED, ALTERED OR ADDED TO WITHOUT THE WRITTEN PERMISSION OF THE ARCHITECT.

STATE UNIVERSITY  
 CONSTRUCTION FUND  
 SUCF PROJECT NUMBER 12130  
 REPLACE FIRE ALARM SYSTEM / INSTALL SPRINKLER  
 CRANE MUSIC COMPLEX  
 STATE UNIVERSITY COLLEGE AT POTSDAM



HAZEL CONSULTANTS IN ENGINEERING  
 P.O. BOX 226  
 CLIFTON PARK, N.Y. 12065  
 TEL: (518) 877-8566  
 FAX: (518) 877-8599

OCM PROJECT NO. 10233

O'CONNOR & MARSH  
 ARCHITECTS

FACILITY DESIGN - PLANNING

517 ABOVE THE LIBRARY  
 WESTERN AVE., BOX 3130  
 ALBANY, NEW YORK 12203  
 518 465 0611

DRAWING TITLE  
 SPRINKLER PLAN -  
 CRANE MUSIC CENTER -  
 LEVEL 0

DATE 12-9-97 DRAWING NO. A15  
 PROJECT NO. 12130