

Project:
SUCF Project No. 12283, Install Fiber Optic and Electronic Entrances (Card System), State University College at Potsdam

Engineer:
Lewis Engineering, P.C.
94 New Karner Road
Suite 201
Albany, New York 12203
V (518) 427-7200
F (518) 427-7210
www.lewisengineeringpc.com

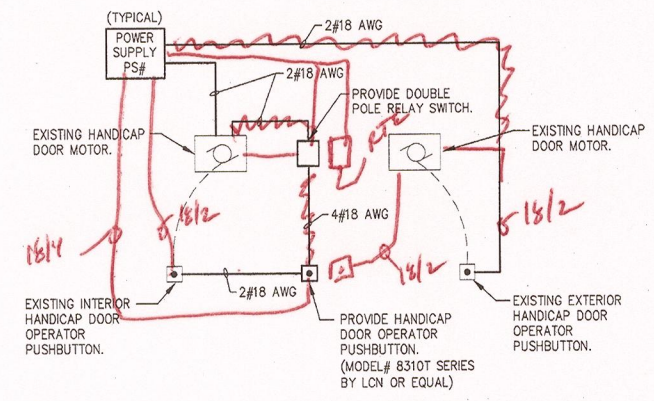
Architect:
Hamlin Design Group
163 Homestead Ave.
Albany, New York 12203
V (518) 724-5159
F (518) 320-8633
www.HamlinDesignGroup.com

Asbestos/Lead Consultant:
Adelaide Environmental Health Associates, Inc.
1511 Route 22, Suite C24
Brewster, New York 10509
V (845) 278-7710
F (845) 278-7750
www.AdelaideInc.com

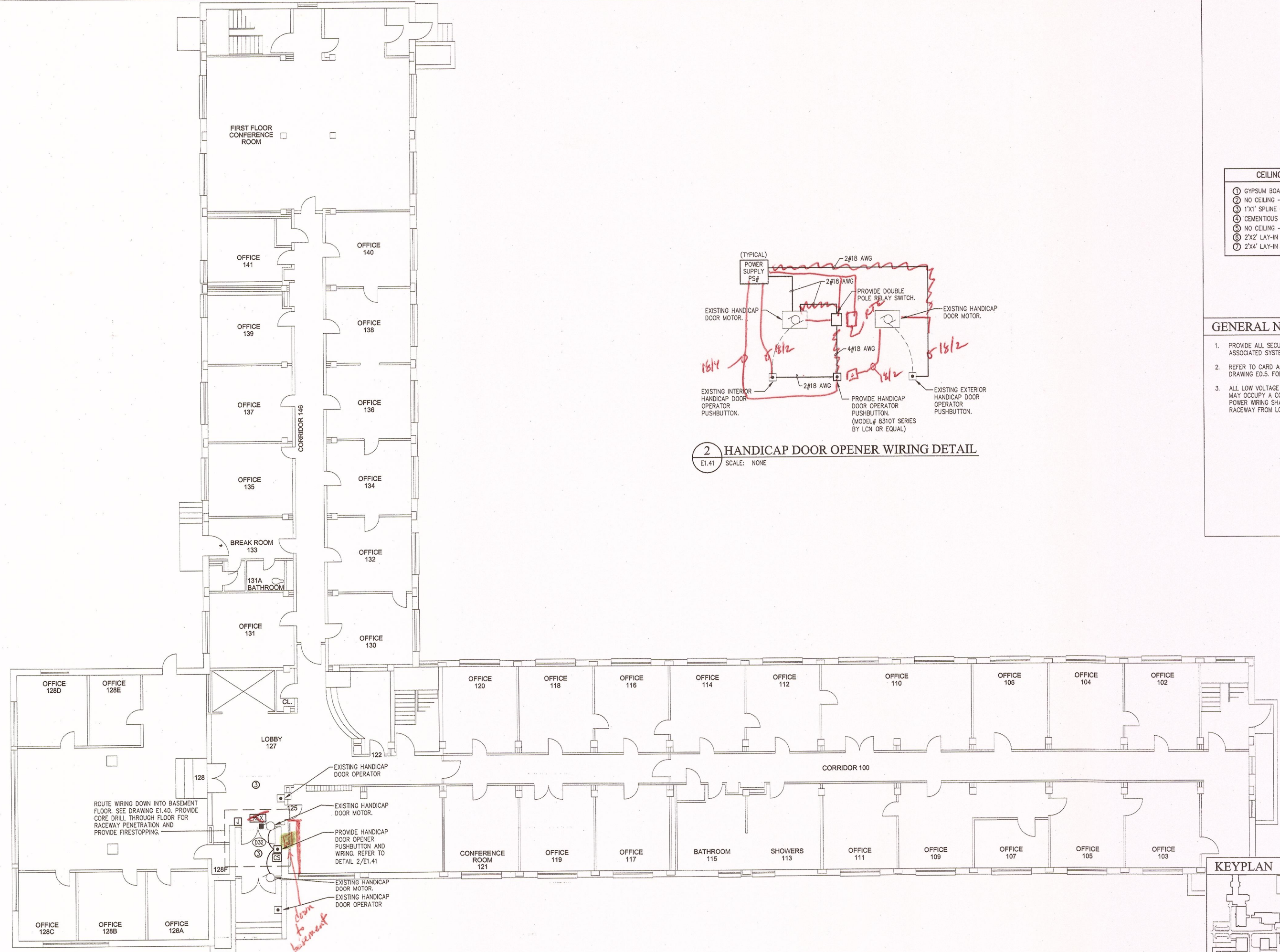
CEILING SCHEDULE	
1	GYPSUM BOARD
2	NO CEILING - EXPOSED STRUCTURE
3	1'X1' SPLINE CEILING TILES
4	CEMENTIOUS CEILING
5	NO CEILING - CONCRETE DECKING
6	2'X2' LAY-IN ACOUSTICAL PANELS IN GRID
7	2'X4' LAY-IN ACOUSTICAL PANELS IN GRID

GENERAL NOTES

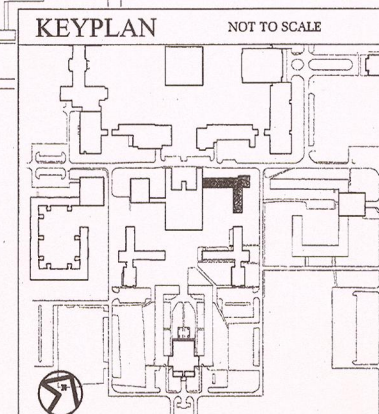
1. PROVIDE ALL SECURITY DEVICES SHOWN AND ITS ASSOCIATED SYSTEM WIRING, UON.
2. REFER TO CARD ACCESS SYSTEM RISER DIAGRAM ON DRAWING E0.5. FOR WIRING REQUIREMENTS.
3. ALL LOW VOLTAGE CARD ACCESS SYSTEM WIRING MAY OCCUPY A COMMON RACEWAY. ALL 120 VOLT POWER WIRING SHALL BE INSTALLED IN SEPARATE RACEWAY FROM LOW VOLTAGE SYSTEM WIRING.




2 HANDICAP DOOR OPENER WIRING DETAIL
E1.41 SCALE: NONE



1 SISSON HALL FIRST FLOOR - CARD ACCESS & FIBER
E1.41 SCALE: 1/8"=1'-0"



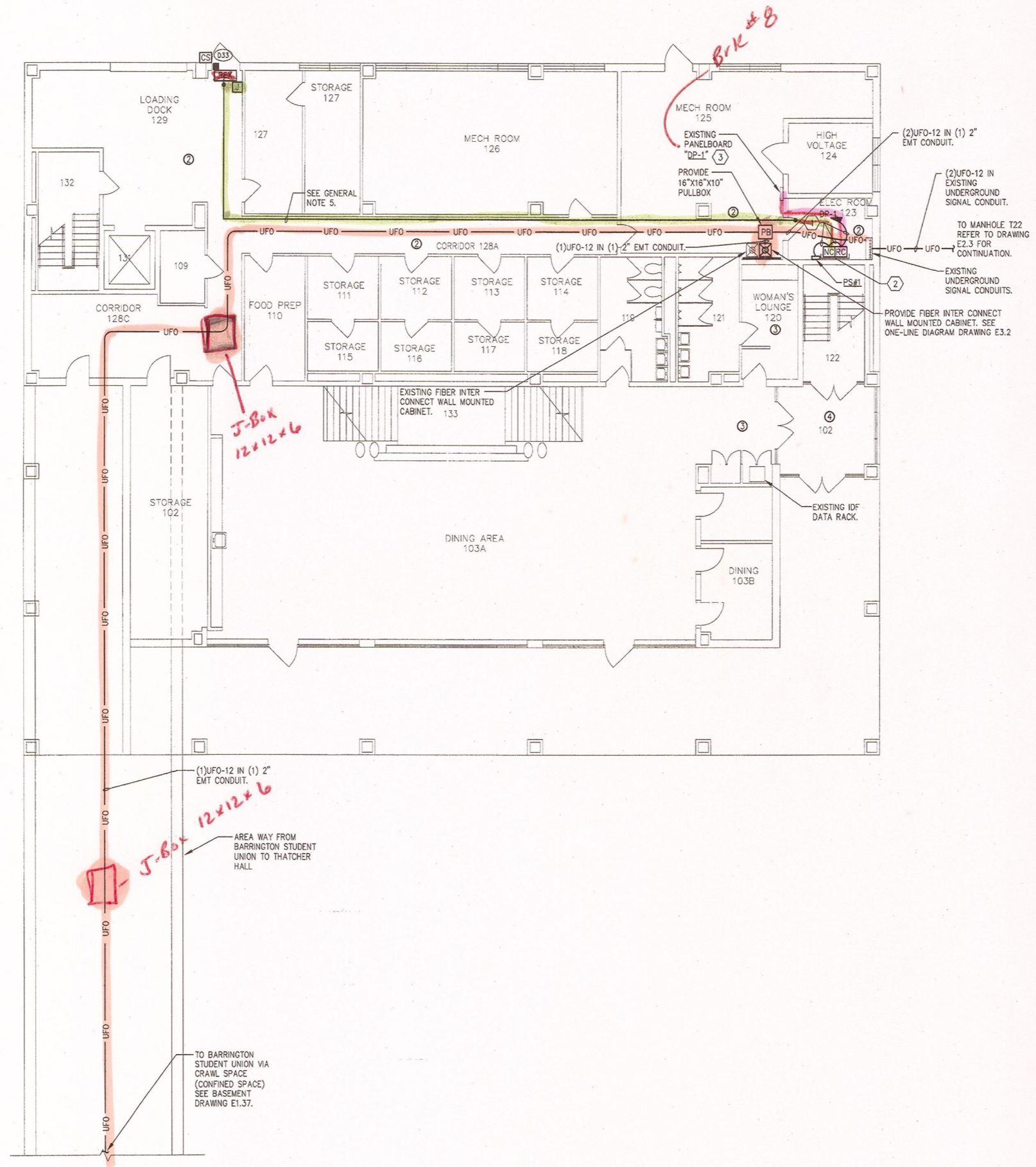
Revisions:		
No.	Date	Issue
1	3/22/10	BID DOCUMENTS
2		
3		
4		
5		



22 MARCH 10 LE Project No. 07072
Checked by: JAS

SISSON HALL
FIRST FLOOR
CARD ACCESS & FIBER
SYSTEM PLAN

E1.41



KEYED NOTES

- ① PROVIDE BRANCH CIRCUIT WIRING 2#12AWG, 1#12AWG EGC IN RACEWAY TO PANELBOARD DESIGNATED.
- ② PROVIDE NEMA 1, WALL MOUNTED, KEY LOCKABLE CABINET, SIZE TO ACCOMMODATE (RC) DOOR CONTROLLERS AND (NC) NETWORK CONTROLLERS SHOWN WITHIN SPACE. SECURELY MOUNT CABINET TO WALL PROVIDING ALL SUPPORTING MEANS. ALL SYSTEM AND POWER WIRING EXITING CABINET SHALL BE INSTALLED WITHIN RESPECTIVE RACEWAY TYPE.
- ③ PROVIDE (1) 20 AMP, SINGLE POLE BRANCH CIRCUIT BREAKERS INSTALLED WITHIN EXISTING PANELBOARD "DP-1". CIRCUIT BREAKER TO BE COMPLETELY COMPATIBLE WITH EXISTING PANEL MANUFACTURER AND BE UL LISTED FOR INSTALLATION WITHIN.

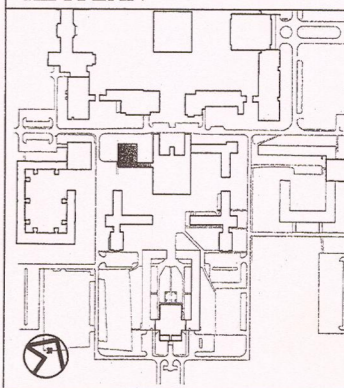
GENERAL NOTES

- 1. PROVIDE ALL SECURITY DEVICES SHOWN AND ITS ASSOCIATED SYSTEM WIRING, UON.
- 2. REFER TO CARD ACCESS SYSTEM RISER DIAGRAM ON DRAWING E0.5. FOR WIRING REQUIREMENTS.
- 3. ALL LOW VOLTAGE CARD ACCESS SYSTEM WIRING MAY OCCUPY A COMMON RACEWAY. ALL 120 VOLT POWER WIRING SHALL BE INSTALLED IN SEPARATE RACEWAY FROM LOW VOLTAGE SYSTEM WIRING.
- 4. REFER TO STONELL HALL FIBER OPTIC ONE-LINE DIAGRAM ON DRAWING E3.2 FOR FIBER CABLE QUANTITIES, TYPE AND NUMBER OF STRANDS.
- 5. LINE INDICATES RACEWAY PATH AND IS SHOWN TO PROVIDE A PROBABLE ROUTE. LOCATION IS DIAGRAMATIC AND CONTRACTOR SHALL ROUTE RACEWAY AS REQUIRED TO SUIT FIELD CONDITIONS.

CEILING SCHEDULE

- ① GYPSUM BOARD
- ② NO CEILING - EXPOSED STRUCTURE
- ③ 1'X1' SPLINE CEILING TILES
- ④ CEMENTIOUS CEILING
- ⑤ NO CEILING - CONCRETE DECKING
- ⑥ 2'X2' LAY-IN ACOUSTICAL PANELS IN GRID
- ⑦ 2'X4' LAY-IN ACOUSTICAL PANELS IN GRID

KEYPLAN



Project:
SUCF Project No. 12283, Install Fiber Optic and Electronic Entrances (Card System), State University College at Potsdam

Engineer:
 Lewis Engineering, P.C.
 94 New Karner Road
 Suite 201
 Albany, New York 12203
 V (518) 427-7200
 F (518) 427-7210
 www.lewisengineeringpc.com

Architect:
 Hamlin Design Group
 163 Homestead Ave.
 Albany, New York 12203
 V (518) 724-5159
 F (518) 320-8633
 www.HamlinDesignGroup.com

Asbestos/Lead Consultant:
 Adelaide Environmental Health Associates, Inc.
 1511 Route 22, Suite C24
 Brewster, New York 10509
 V (845) 278-7710
 F (845) 278-7750
 www.Adelaideeh.com

Revisions:

No.	Date	Issue
1	3/22/10	BID DOCUMENTS
2		
3		
4		
5		



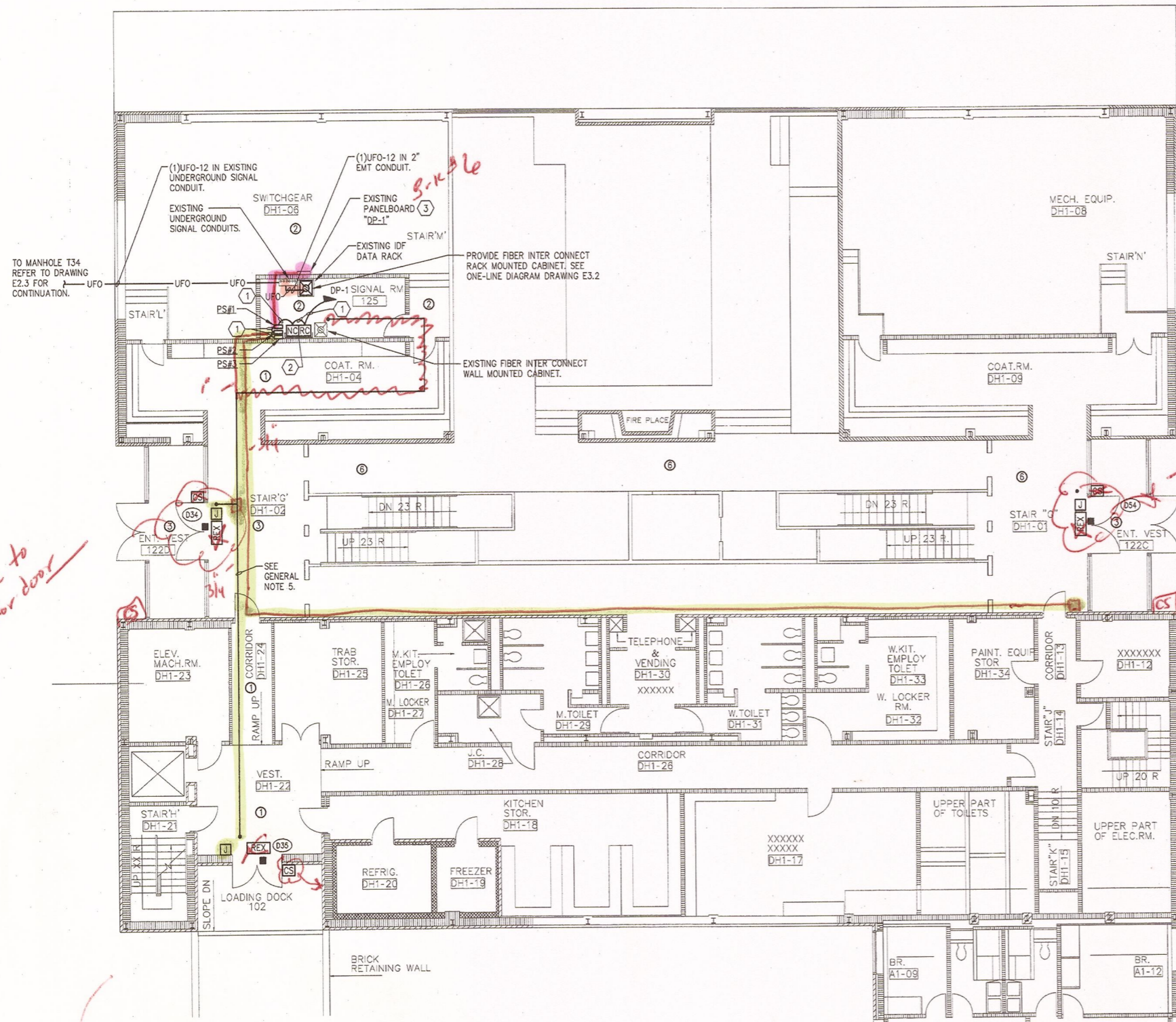
22 MARCH 10 LE Project No. 07072
 Checked by: JAS

**THATCHER DINING HALL
 FIRST FLOOR
 CARD ACCESS & FIBER
 SYSTEM PLAN**

E1.42



1 THATCHER DINING HALL FIRST FLOOR - CARD ACCESS & FIBER
 E1.42 SCALE: 1/8"=1'-0"



KEYED NOTES

- ① PROVIDE BRANCH CIRCUIT WIRING 2#12AWG, 1#12AWG EGC IN RACEWAY TO PANELBOARD DESIGNATED.
- ② PROVIDE NEMA 1, WALL MOUNTED, KEY LOCKABLE CABINET, SIZE TO ACCOMMODATE (RC) DOOR CONTROLLERS AND (NO) NETWORK CONTROLLERS SHOWN WITHIN SPACE. SECURELY MOUNT CABINET TO WALL PROVIDING ALL SUPPORTING MEANS. ALL SYSTEM AND POWER WIRING EXITING CABINET SHALL BE INSTALLED WITHIN RESPECTIVE RACEWAY TYPE.
- ③ PROVIDE (1) 20 AMP, SINGLE POLE BRANCH CIRCUIT BREAKERS INSTALLED WITHIN EXISTING PANELBOARD "DP-1". CIRCUIT BREAKER TO BE COMPLETELY COMPATIBLE WITH EXISTING PANEL MANUFACTURER AND BE UL LISTED FOR INSTALLATION WITHIN.

Potsdam
THE STATE UNIVERSITY OF NEW YORK

Project:
SUCF Project No. 12283, Install Fiber Optic and Electronic Entrances (Card System), State University College at Potsdam

Engineer:
Lewis Engineering, P.C.

94 New Karner Road
Suite 201
Albany, New York 12203
V (518) 427-7200
F (518) 427-7210
www.lewisengineeringpc.com

Architect:
Hamlin Design Group

143 Homestead Ave.
Albany, New York 12203
V (518) 724-5159
F (518) 320-8633
www.HamlinDesignGroup.com

Asbestos/Lead Consultant:
Adelaide Environmental Health Associates, Inc.

1511 Route 22, Suite C24
Brewster, New York 10509
V (845) 278-7710
F (845) 278-7750
www.Adelaideelc.com

GENERAL NOTES

- 1. PROVIDE ALL SECURITY DEVICES SHOWN AND ITS ASSOCIATED SYSTEM WIRING, UON.
- 2. REFER TO CARD ACCESS SYSTEM RISER DIAGRAM ON DRAWING EQ.6. FOR WIRING REQUIREMENTS.
- 3. ALL LOW VOLTAGE CARD ACCESS SYSTEM WIRING MAY OCCUPY A COMMON RACEWAY. ALL 120 VOLT POWER WIRING SHALL BE INSTALLED IN SEPERATE RACEWAY FROM LOW VOLTAGE SYSTEM WIRING.
- 4. REFER TO STOWELL HALL FIBER OPTIC ONE-LINE DIAGRAM ON DRAWING E3.2 FOR FIBER CABLE QUANTITIES, TYPE AND NUMBER OF STRANDS.
- 5. LINE INDICATES RACEWAY PATH AND IS SHOWN TO PROVIDE A PROBABLE ROUTE. LOCATION IS DIAGRAMATIC AND CONTRACTOR SHALL ROUTE RACEWAY AS REQUIRED TO SUIT FIELD CONDITIONS.

CEILING SCHEDULE

- ① GYPSUM BOARD
- ② NO CEILING - EXPOSED STRUCTURE
- ③ 1'X1' SPLINE CEILING TILES
- ④ CEMENTIOUS CEILING
- ⑤ NO CEILING - CONCRETE DECKING
- ⑥ 2'X2' LAY-IN ACOUSTICAL PANELS IN GRID
- ⑦ 2'X4' LAY-IN ACOUSTICAL PANELS IN GRID

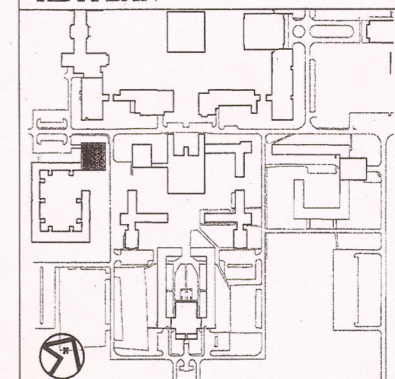
Revisions:

No.	Date	Issue
1	3/22/10	BID DOCUMENTS
2		
3		
4		
5		

Seal:



KEYPLAN NOT TO SCALE

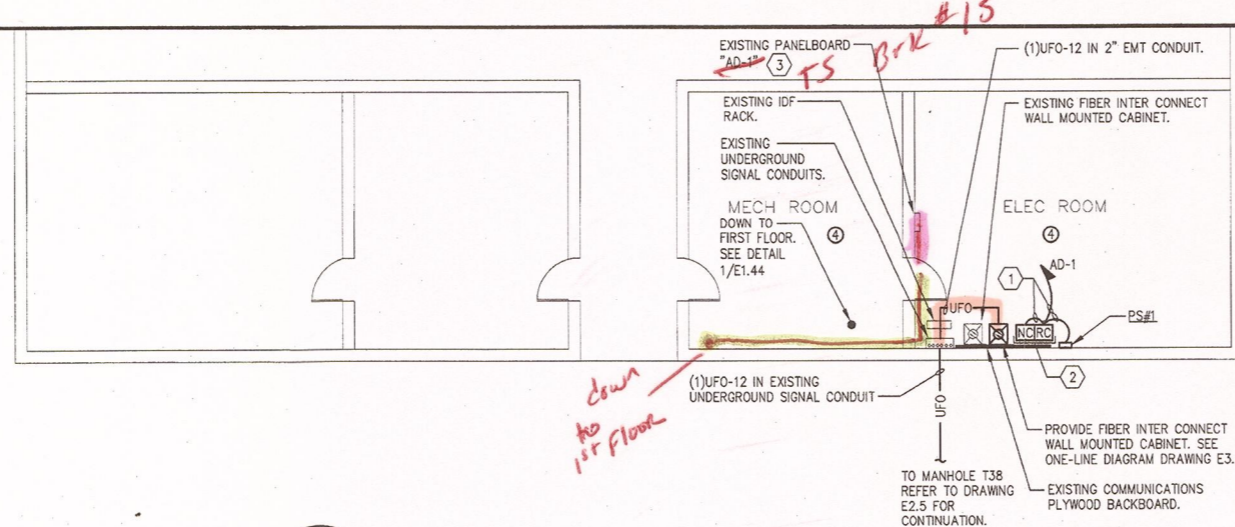


1 LEHMAN DINING HALL FIRST FLOOR - CARD ACCESS & FIBER
E1.43 SCALE: 1/8"=1'-0"

22 MARCH 10 LE Project No. 07072
Checked by: JAS

LEHMAN DINING HALL
FIRST FLOOR
CARD ACCESS & FIBER
SYSTEM PLAN

E1.43

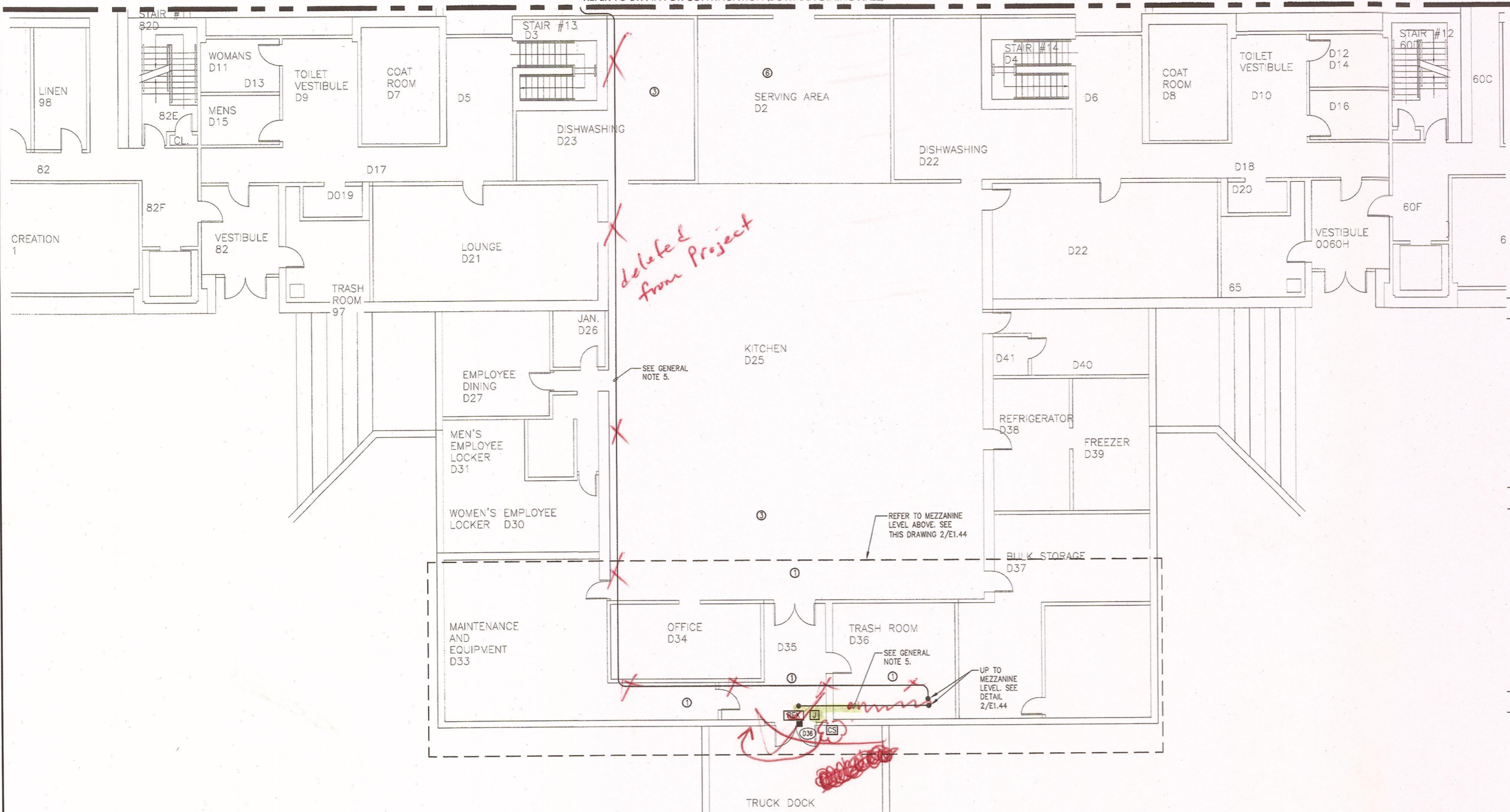


CEILING SCHEDULE	
1	GYPSUM BOARD
2	NO CEILING - EXPOSED STRUCTURE
3	1'X1' SPLINE CEILING TILES
4	CEMENTIOUS CEILING
5	NO CEILING - CONCRETE DECKING
6	2'X2' LAY-IN ACOUSTICAL PANELS IN GRID
7	2'X4' LAY-IN ACOUSTICAL PANELS IN GRID



2 BOWMAN DINING HALL MEZZANINE - CARD ACCESS & FIBER
E1.44 SCALE: 1/8"=1'-0"

REFER TO E1.44A FOR CONTINUATION (BOWMAN DINING HALL)



1 BOWMAN DINING HALL PARTIAL FIRST FLOOR - CARD ACCESS & FIBER
E1.44 SCALE: 1/8"=1'-0"

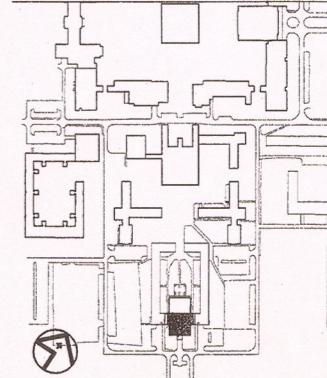
KEYED NOTES

- 1 PROVIDE BRANCH CIRCUIT WIRING 2#12AWG, 1#12AWG EGC IN RACEWAY TO PANELBOARD DESIGNATED.
- 2 PROVIDE NEMA 1, WALL MOUNTED, KEY LOCKABLE CABINET, SIZE TO ACCOMMODATE (RC) DOOR CONTROLLERS AND (NC) NETWORK CONTROLLERS SHOWN WITHIN SPACE. SECURELY MOUNT CABINET TO WALL PROVIDING ALL SUPPORTING MEANS. ALL SYSTEM AND POWER WIRING EXITING CABINET SHALL BE INSTALLED WITHIN RESPECTIVE RACEWAY TYPE.
- 3 PROVIDE (1) 20 AMP, SINGLE POLE BRANCH CIRCUIT BREAKERS INSTALLED WITHIN EXISTING PANELBOARD "AD-1". CIRCUIT BREAKER TO BE COMPLETELY COMPATIBLE WITH EXISTING PANEL MANUFACTURER AND BE UL LISTED FOR INSTALLATION WITHIN.

GENERAL NOTES


1. PROVIDE ALL SECURITY DEVICES SHOWN AND ITS ASSOCIATED SYSTEM WIRING, UON.
2. REFER TO CARD ACCESS SYSTEM RISER DIAGRAM ON DRAWING E0.8. FOR WIRING REQUIREMENTS.
3. ALL LOW VOLTAGE CARD ACCESS SYSTEM WIRING MAY OCCUPY A COMMON RACEWAY. ALL 120 VOLT POWER WIRING SHALL BE INSTALLED IN SEPERATE RACEWAY FROM LOW VOLTAGE SYSTEM WIRING.
4. REFER TO STOWELL HALL FIBER OPTIC ONE-LINE DIAGRAM ON DRAWING E3.2 FOR FIBER CABLE QUANTITIES, TYPE AND NUMBER OF STRANDS.
5. LINE INDICATES RACEWAY PATH AND IS SHOWN TO PROVIDE A PROBABLE ROUTE. LOCATION IS DIAGRAMATIC AND CONTRACTOR SHALL ROUTE RACEWAY AS REQUIRED TO SUIT FIELD CONDITIONS.

KEYPLAN NOT TO SCALE



Revisions:

No.	Date	Issue
1	3/22/10	BID DOCUMENTS
2		
3		
4		
5		



22 MARCH 10 LE Project No. 07072
Checked by: JAS

BOWMAN DINING HALL PARTIAL FIRST FLOOR CARD ACCESS & FIBER SYSTEM PLAN

E1.44

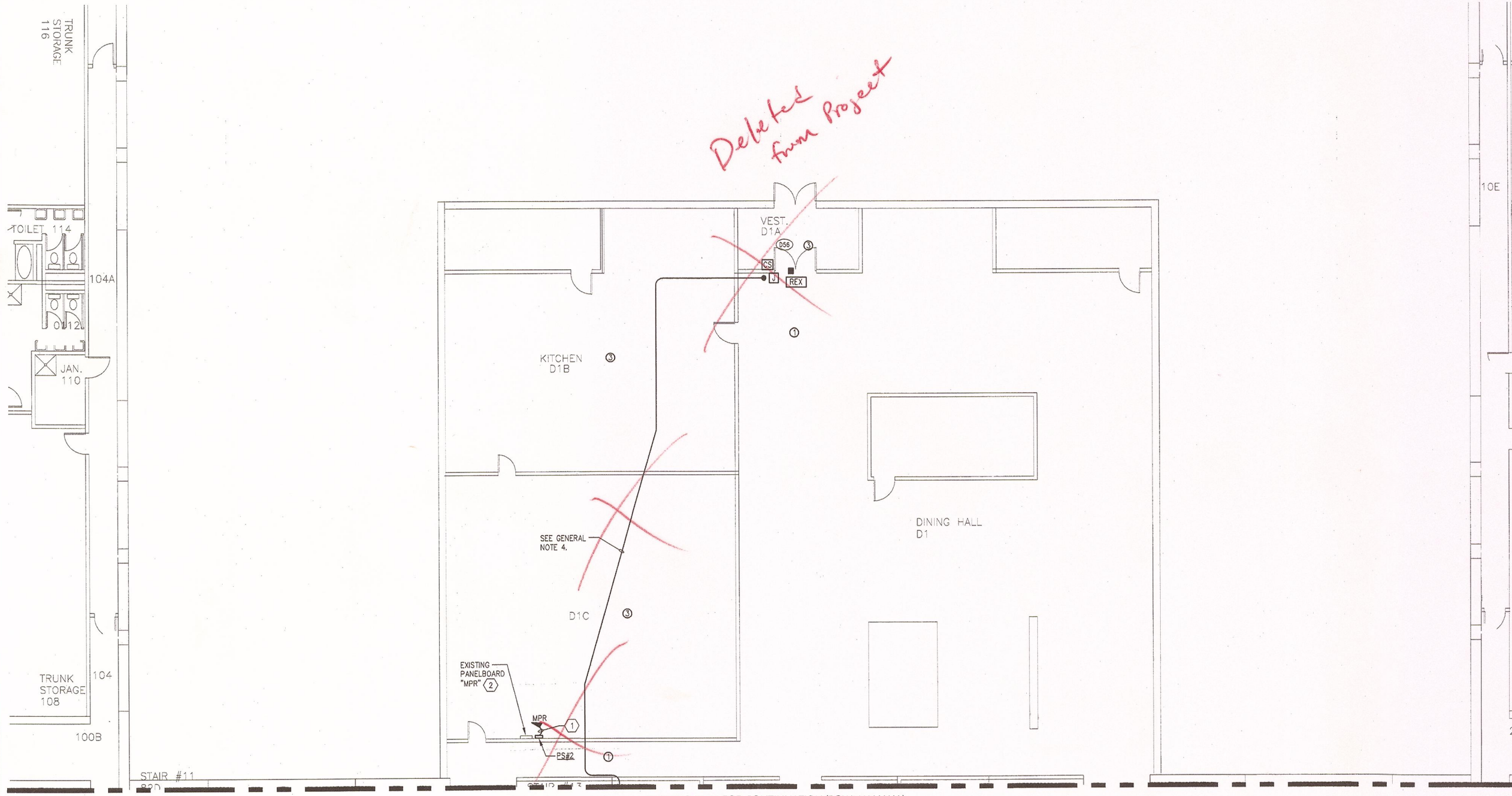
Project:
SUCF Project No. 12283, Install Fiber Optic and Electronic Entrances (Card System), State University College at Potsdam

Engineer:
Lewis Engineering, P.C.
94 New Karner Road
Suite 201
Albany, New York 12203
V (518) 427-7200
F (518) 427-7210
www.lewisengineeringpc.com

Architect:
Hamlin Design Group
163 Homestead Ave.
Albany, New York 12203
V (518) 724-5159
F (518) 320-8633
www.HamlinDesignGroup.com

Asbestos/Lead Consultant:
Adelaide Environmental Health Associates, Inc.
1511 Route 22, Suite C24
Brewster, New York 10509
V (845) 278-7710
F (845) 278-7750
www.AdelaideEHC.com

CEILING SCHEDULE	
①	GYPSUM BOARD
②	NO CEILING - EXPOSED STRUCTURE
③	1'X1' SPLINE CEILING TILES
④	CEMENTIOUS CEILING
⑤	NO CEILING - CONCRETE DECKING
⑥	2'X2' LAY-IN ACOUSTICAL PANELS IN GRID
⑦	2'X4' LAY-IN ACOUSTICAL PANELS IN GRID



REFER TO E1.44 FOR CONTINUATION (BOWMAN HALL)

KEYED NOTES


- ① PROVIDE BRANCH CIRCUIT WIRING 2#12AWG, 1#12AWG EGC IN RACEWAY TO PANELBOARD DESIGNATED.
- ② PROVIDE (1) 20 AMP, SINGLE POLE BRANCH CIRCUIT BREAKERS INSTALLED WITHIN EXISTING PANELBOARD "MPR". CIRCUIT BREAKER TO BE COMPLETELY COMPATIBLE WITH EXISTING PANEL MANUFACTURER AND BE UL LISTED FOR INSTALLATION WITHIN.

GENERAL NOTES

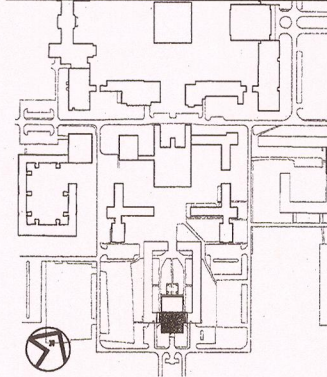
- 1. PROVIDE ALL SECURITY DEVICES SHOWN AND ITS ASSOCIATED SYSTEM WIRING, UON.
- 2. REFER TO CARD ACCESS SYSTEM RISER DIAGRAM ON DRAWING E0.6. FOR WIRING REQUIREMENTS.
- 3. ALL LOW VOLTAGE CARD ACCESS SYSTEM WIRING MAY OCCUPY A COMMON RACEWAY. ALL 120 VOLT POWER WIRING SHALL BE INSTALLED IN SEPARATE RACEWAY FROM LOW VOLTAGE SYSTEM WIRING.
- 4. LINE INDICATES RACEWAY PATH AND IS SHOWN TO PROVIDE A PROBABLE ROUTE. LOCATION IS DIAGRAMATIC AND CONTRACTOR SHALL ROUTE RACEWAY AS REQUIRED TO SUIT FIELD CONDITIONS.

Revisions:

No.	Date	Issue
1	3/22/10	BID DOCUMENTS
2		
3		
4		
5		



KEYPLAN NOT TO SCALE

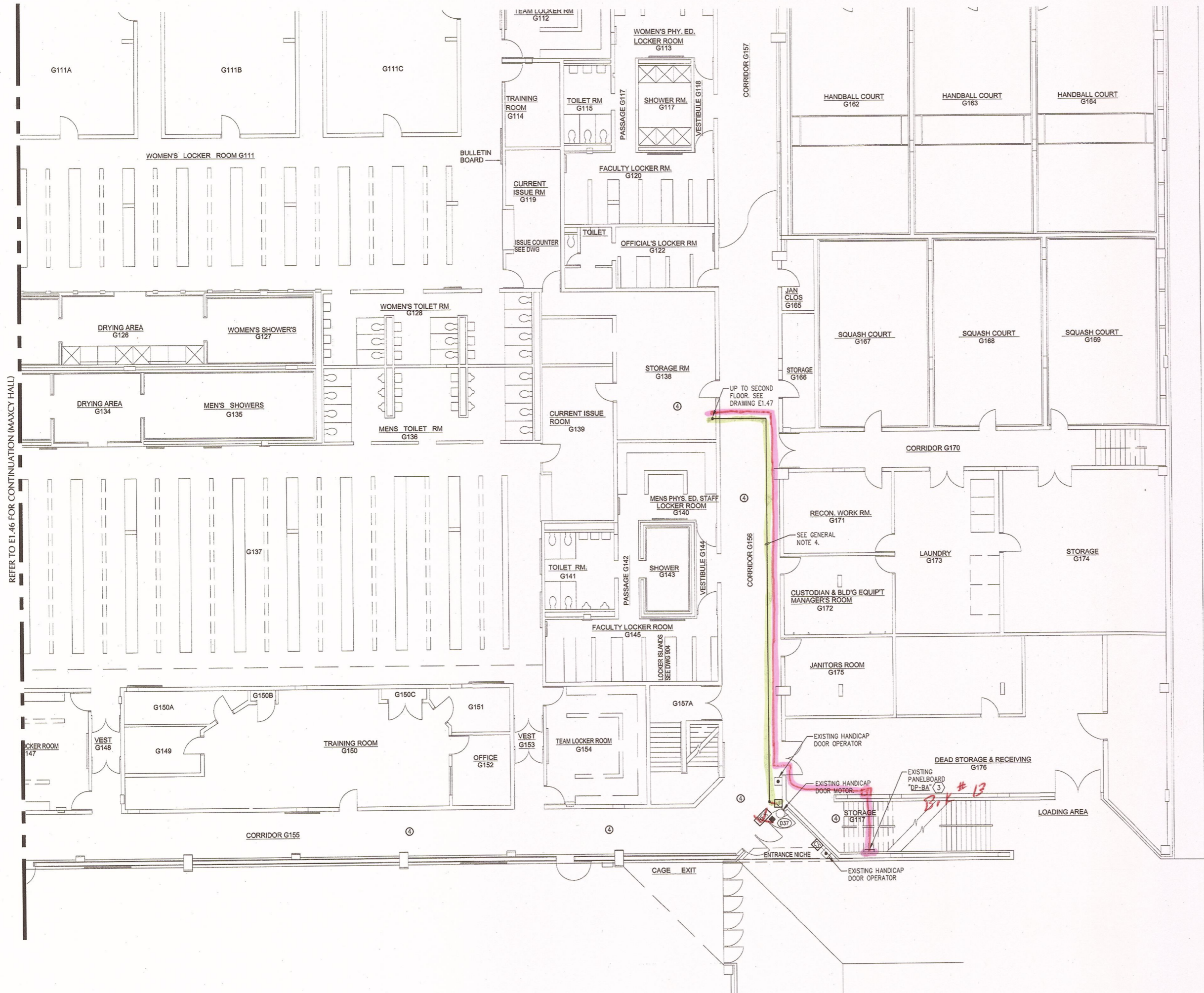


1 BOWMAN DINING HALL PARTIAL FIRST FLOOR - CARD ACCESS & FIBER
E1.44A SCALE: 1/8"=1'-0"

22 MARCH 10 LE Project No. 07072
Checked by: JAS

BOWMAN DINING HALL PARTIAL FIRST FLOOR CARD ACCESS & FIBER SYSTEM PLAN

E1.44A



KEYED NOTES

- ① PROVIDE BRANCH CIRCUIT WIRING 2#12AWG, 1#12AWG EGC IN RACEWAY TO PANELBOARD DESIGNATED.
- ② PROVIDE NEMA 1, WALL MOUNTED, KEY LOCKABLE CABINET, SIZE TO ACCOMMODATE (RC) DOOR CONTROLLERS AND (NC) NETWORK CONTROLLERS SHOWN WITHIN SPACE. SECURELY MOUNT CABINET TO WALL PROVIDING ALL SUPPORTING MEANS. ALL SYSTEM AND POWER WIRING EXISTING CABINET SHALL BE INSTALLED WITHIN RESPECTIVE RACEWAY TYPE.
- ③ PROVIDE (1) 20 AMP, SINGLE POLE BRANCH CIRCUIT BREAKERS INSTALLED WITHIN EXISTING PANELBOARD "DP-BA". CIRCUIT BREAKER TO BE COMPLETELY COMPATIBLE WITH EXISTING PANEL MANUFACTURER AND BE UL LISTED FOR INSTALLATION WITHIN.

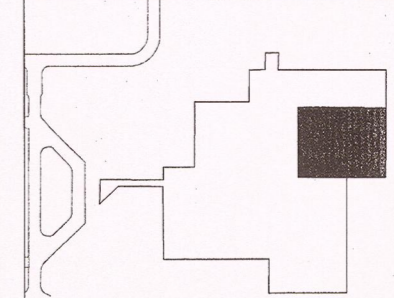
GENERAL NOTES

- 1. PROVIDE ALL SECURITY DEVICES SHOWN AND ITS ASSOCIATED SYSTEM WIRING, UON.
- 2. REFER TO CARD ACCESS SYSTEM RISER DIAGRAM ON DRAWING E0.6. FOR WIRING REQUIREMENTS.
- 3. ALL LOW VOLTAGE CARD ACCESS SYSTEM WIRING MAY OCCUPY A COMMON RACEWAY. ALL 120 VOLT POWER WIRING SHALL BE INSTALLED IN SEPERATE RACEWAY FROM LOW VOLTAGE SYSTEM WIRING.
- 4. LINE INDICATES RACEWAY PATH AND IS SHOWN TO PROVIDE A PROBABLE ROUTE. LOCATION IS DIAGRAMATIC AND CONTRACTOR SHALL ROUTE RACEWAY AS REQUIRED TO SUIT FIELD CONDITIONS.

CEILING SCHEDULE

- ① GYPSUM BOARD
- ② NO CEILING - EXPOSED STRUCTURE
- ③ 1'X1' SPLINE CEILING TILES
- ④ CEMENTIOUS CEILING
- ⑤ NO CEILING - CONCRETE DECKING
- ⑥ 2'X2' LAY-IN ACOUSTICAL PANELS IN GRID
- ⑦ 2'X4' LAY-IN ACOUSTICAL PANELS IN GRID

KEYPLAN NOT TO SCALE



Project:
SUCF Project No. 12283, Install Fiber Optic and Electronic Entrances (Card System), State University College at Potsdam


Engineer:
 Lewis Engineering, P.C.
 94 New Karner Road
 Suite 201
 Albany, New York 12203
 V (518) 427-7200
 F (518) 427-7210
 www.lewisengineeringpc.com

Architect:
 Hamlin Design Group
 163 Homestead Ave.
 Albany, New York 12203
 V (518) 724-5159
 F (518) 320-8633
 www.HamlinDesignGroup.com

Asbestos/Lead Consultant:
 Adelaide Environmental Health Associates, Inc.
 1511 Route 22, Suite C24
 Brewster, New York 10509
 V (845) 278-7710
 F (845) 278-7750
 www.AdelaideInc.com

Revisions:

No.	Date	Issue
1	3/22/10	BID DOCUMENTS
2		
3		
4		
5		



22 MARCH 10 LE Project No. 07072
 Checked by: JAS

MAXCY HALL
 PARTIAL FIRST FLOOR
 CARD ACCESS & FIBER
 SYSTEM PLAN

E1.45

1 MAXCY HALL PARTIAL FIRST FLOOR - CARD ACCESS & FIBER
 E1.45 SCALE: 1/8"=1'-0"

REFER TO E1.46 FOR CONTINUATION (MAXCY HALL)

Project:
SUCF Project No. 12283, Install Fiber Optic and Electronic Entrances (Card System),
State University College at Potsdam

Engineer:
Lewis Engineering, P.C.
94 New Karner Road
Suite 201
Albany, New York 12203
V (518) 427-7200
F (518) 427-7210
www.lewisengineeringpc.com

Architect:
Hamlin Design Group
163 Homestead Ave.
Albany, New York 12203
V (518) 724-5159
F (518) 320-8633
www.HamlinDesignGroup.com

Asbestos/Lead Consultant:
Adelaide Environmental Health Associates, Inc.
1511 Route 22, Suite C24
Brewster, New York 10509
V (845) 278-7710
F (845) 278-7750
www.Adelaideinc.com

GENERAL NOTES


- REFER TO STONEWELL HALL FIBER OPTIC ONE-LINE DIAGRAM ON DRAWING E3.2 FOR FIBER CABLE QUANTITIES, TYPE AND NUMBER OF STRANDS.

CEILING SCHEDULE

- ① GYPSUM BOARD
- ② NO CEILING - EXPOSED STRUCTURE
- ③ 1'X1' SPLINE CEILING TILES
- ④ CEMENTIOUS CEILING
- ⑤ NO CEILING - CONCRETE DECKING
- ⑥ 2'X2' LAY-IN ACOUSTICAL PANELS IN GRID
- ⑦ 2'X4' LAY-IN ACOUSTICAL PANELS IN GRID

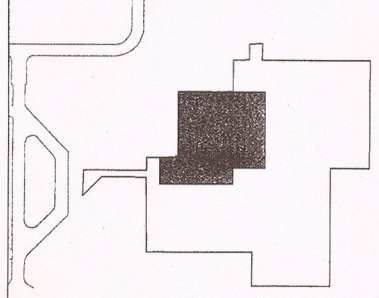
Revisions:

No.	Date	Issue
1	3/22/10	BID DOCUMENTS
2		
3		
4		
5		



KEYPLAN

NOT TO SCALE

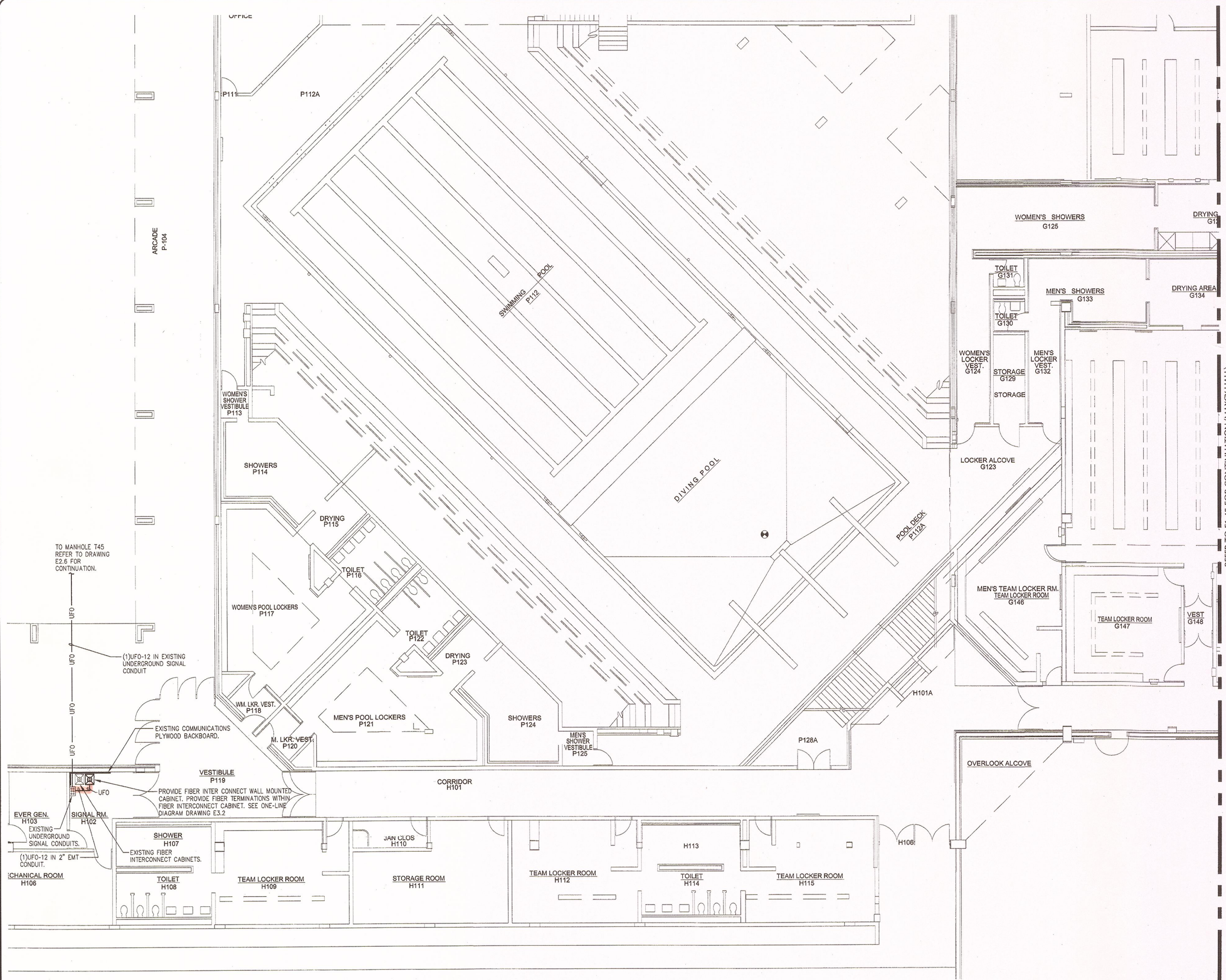


22 MARCH 10
Checked by:
JAS

LE Project No.
07072

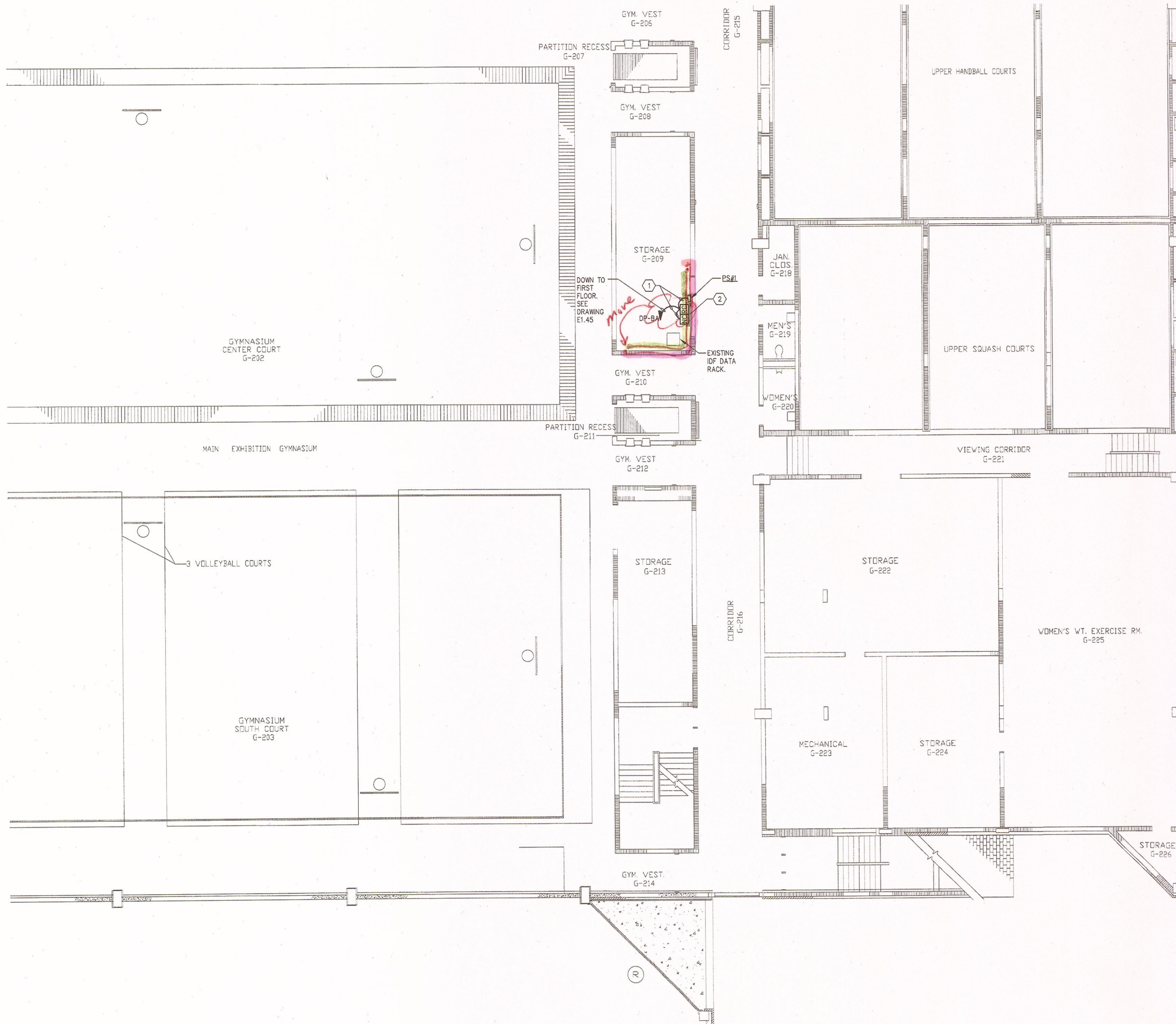
**MAXCY HALL
PARTIAL FIRST FLOOR
CARD ACCESS & FIBER
SYSTEM PLAN**

E1.46



1 MAXCY HALL PARTIAL FIRST FLOOR - CARD ACCESS & FIBER
ET.46 SCALE: 1/8"=1'-0"





KEYED NOTES

- ① PROVIDE BRANCH CIRCUIT WIRING 2#12AWG, 1#12AWG EGC IN RACEWAY TO PANELBOARD DESIGNATED ON FIRST FLOOR. REFER TO DRAWING E1.45.
- ② PROVIDE NEMA 1, WALL MOUNTED, KEY LOCKABLE CABINET, SIZE TO ACCOMMODATE (RC) DOOR CONTROLLERS AND (NC) NETWORK CONTROLLERS SHOWN WITHIN SPACE. SECURELY MOUNT CABINET TO WALL PROVIDING ALL SUPPORTING MEANS. ALL SYSTEM AND POWER WIRING EXITING CABINET SHALL BE INSTALLED WITHIN RESPECTIVE RACEWAY TYPE.

GENERAL NOTES

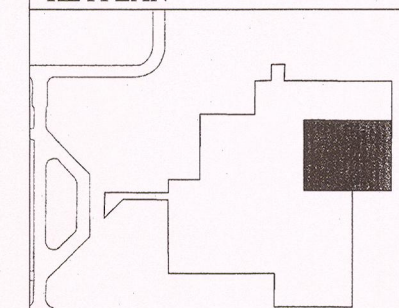
- 1. PROVIDE ALL SECURITY DEVICES SHOWN AND ITS ASSOCIATED SYSTEM WIRING, UON.
- 2. REFER TO CARD ACCESS SYSTEM RISER DIAGRAM ON DRAWING ED.8. FOR WIRING REQUIREMENTS.
- 3. ALL LOW VOLTAGE CARD ACCESS SYSTEM WIRING MAY OCCUPY A COMMON RACEWAY. ALL 120 VOLT POWER WIRING SHALL BE INSTALLED IN SEPARATE RACEWAY FROM LOW VOLTAGE SYSTEM WIRING.

CEILING SCHEDULE

- ① GYPSUM BOARD
- ② NO CEILING - EXPOSED STRUCTURE
- ③ 1'X1' SPLINE CEILING TILES
- ④ CEMENTIOUS CEILING
- ⑤ NO CEILING - CONCRETE DECKING
- ⑥ 2'X2' LAY-IN ACOUSTICAL PANELS IN GRID
- ⑦ 2'X4' LAY-IN ACOUSTICAL PANELS IN GRID

KEYPLAN

NOT TO SCALE



Project:
SUCF Project No. 12283, Install Fiber Optic and Electronic Entrances (Card System), State University College at Potsdam

Engineer:
 Lewis Engineering, P.C.

94 New Kamer Road
 Suite 201
 Albany, New York 12203
 V (518) 427-7200
 F (518) 427-7210
 www.lewisengineeringpcc.com

Architect:
 Hamlin Design Group

163 Homestead Ave.
 Albany, New York 12203
 V (518) 724-5159
 F (518) 320-8633
 www.HamlinDesignGroup.com

Asbestos/Lead Consultant:
 Adelaide Environmental Health Associates, Inc.

1511 Route 22, Suite C24
 Brewster, New York 10509
 V (845) 278-7710
 F (845) 278-7750
 www.AdelaideInc.com

Revisions:

No.	Date	Issue
1	3/22/10	BID DOCUMENTS
2		
3		
4		
5		

Seal:



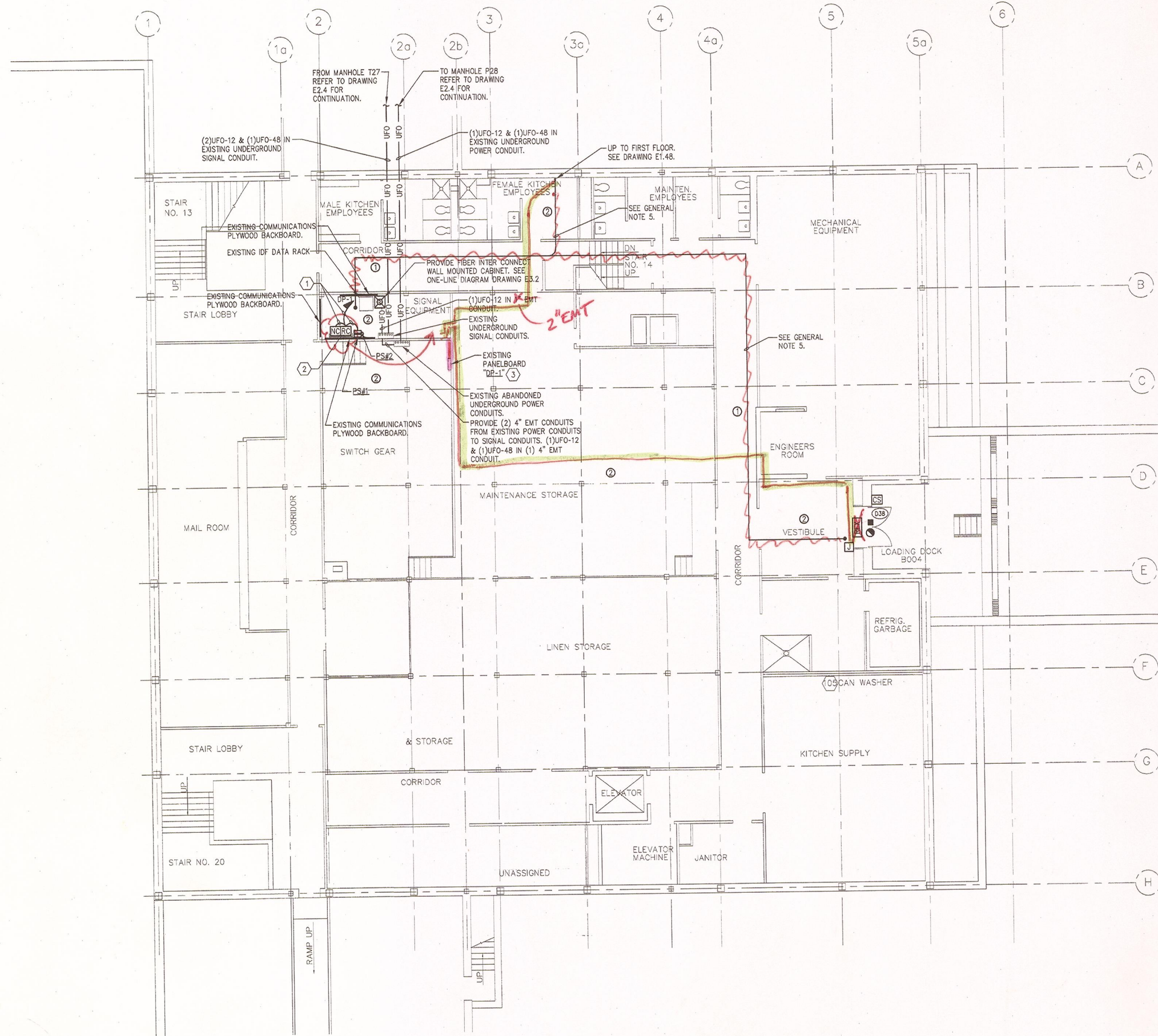
22 MARCH 10 LE Project No. 07072
 Checked by: JAS

MAXCY HALL PARTIAL SECOND FLOOR CARD ACCESS & FIBER SYSTEM PLAN

E1.47



1
 E1.47
MAXCY HALL PARTIAL SECOND FLOOR - CARD ACCESS & FIBER
 SCALE: 1/8"=1'-0"



KEYED NOTES

- ① PROVIDE BRANCH CIRCUIT WIRING 2#12AWG, 1#12AWG ECC IN RACEWAY TO PANELBOARD DESIGNATED.
- ② PROVIDE NEMA 1, WALL MOUNTED, KEY LOCKABLE CABINET, SIZE TO ACCOMMODATE (RC) DOOR CONTROLLERS AND (NC) NETWORK CONTROLLERS SHOWN WITHIN SPACE. SECURELY MOUNT CABINET TO WALL PROVIDING ALL SUPPORTING MEANS. ALL SYSTEM AND POWER WIRING EXITING CABINET SHALL BE INSTALLED WITHIN RESPECTIVE RACEWAY TYPE.
- ③ PROVIDE (1) 20 AMP, SINGLE POLE BRANCH CIRCUIT BREAKERS INSTALLED WITHIN EXISTING PANELBOARD "DR-1". CIRCUIT BREAKER TO BE COMPLETELY COMPATIBLE WITH EXISTING PANEL MANUFACTURER AND BE UL LISTED FOR INSTALLATION WITHIN.

GENERAL NOTES

- 1. PROVIDE ALL SECURITY DEVICES SHOWN AND ITS ASSOCIATED SYSTEM WIRING, UON.
- 2. REFER TO CARD ACCESS SYSTEM RISER DIAGRAM ON DRAWING ED.6 FOR WIRING REQUIREMENTS.
- 3. ALL LOW VOLTAGE CARD ACCESS SYSTEM WIRING MAY OCCUPY A COMMON RACEWAY. ALL 120 VOLT POWER WIRING SHALL BE INSTALLED IN SEPARATE RACEWAY FROM LOW VOLTAGE SYSTEM WIRING.
- 4. REFER TO STOWELL HALL FIBER OPTIC ONE-LINE DIAGRAM ON DRAWING E3.2 FOR FIBER CABLE QUANTITIES, TYPE AND NUMBER OF STRANDS.
- 5. LINE INDICATES RACEWAY PATH AND IS SHOWN TO PROVIDE A PROBABLE ROUTE. LOCATION IS DIAGRAMATIC AND CONTRACTOR SHALL ROUTE RACEWAY AS REQUIRED TO SUIT FIELD CONDITIONS.

CEILING SCHEDULE		
①	GYPSUM BOARD	
②	NO CEILING - EXPOSED STRUCTURE	
③	1'X1' SPLINE CEILING TILES	
④	CEMENTIOUS CEILING	
⑤	NO CEILING - CONCRETE DECKING	
⑥	2'X2' LAY-IN ACOUSTICAL PANELS IN GRID	
⑦	2'X4' LAY-IN ACOUSTICAL PANELS IN GRID	




Project:
SUCF Project No. 12283, Install Fiber Optic and Electronic Entrances (Card System), State University College at Potsdam

Engineer:
 Lewis Engineering, P.C.
 94 New Kamer Road
 Suite 201
 Albany, New York 12203
 V (518) 427-7200
 F (518) 427-7210
 www.lewisengineeringpc.com

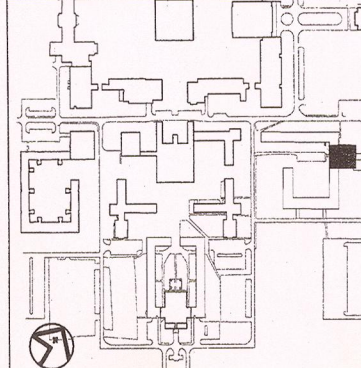
Architect:
 Homlin Design Group
 163 Homestead Ave.
 Albany, New York 12203
 V (518) 724-5159
 F (518) 320-8633
 www.HomlinDesignGroup.com

Asbestos/Lead Consultant:
 Adelaide Environmental Health Associates, Inc.
 1511 Route 22, Suite C24
 Brewster, New York 10509
 V (845) 278-7710
 F (845) 278-7750
 www.AdelaideLIC.com

Revisions:		
No.	Date	Issue
1	3/22/10	BID DOCUMENTS
2		
3		
4		
5		



KEYPLAN NOT TO SCALE



22 MARCH 10 LE Project No. 07072
 Checked by: JAS

KNOWLES DINING HALL BASEMENT CARD ACCESS & FIBER SYSTEM PLAN

E1.48

Project:
SUCF Project No. 12283, Install Fiber Optic and Electronic Entrances (Card System),
State University College at Potsdam

Engineer:
Lewis Engineering, P.C.
94 New Karner Road
Suite 201
Albany, New York 12203
V (518) 427-7200
F (518) 427-7210
www.lewisengineeringpc.com

Architect:
Hamlin Design Group
163 Homestead Ave.
Albany, New York 12203
V (518) 724-5159
F (518) 320-8633
www.HamlinDesignGroup.com

Asbestos/Lead Consultant:
Adelaide Environmental Health Associates, Inc.
1511 Route 22, Suite C24
Brewster, New York 10509
V (845) 278-7710
F (845) 278-7750
www.Adelaideellc.com

GENERAL NOTES

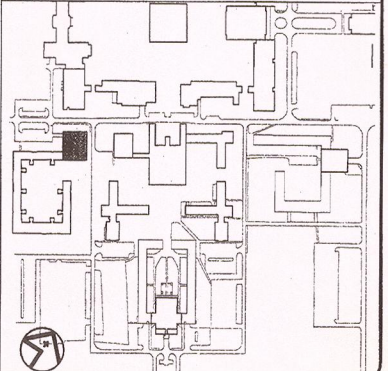
1. PROVIDE ALL SECURITY DEVICES SHOWN AND ITS ASSOCIATED SYSTEM WIRING, UON.
2. REFER TO CARD ACCESS SYSTEM RISER DIAGRAM ON DRAWING ED.6 FOR WIRING REQUIREMENTS.
3. ALL LOW VOLTAGE CARD ACCESS SYSTEM WIRING MAY OCCUPY A COMMON RACEWAY. ALL 120 VOLT POWER WIRING SHALL BE INSTALLED IN SEPERATE RACEWAY FROM LOW VOLTAGE SYSTEM WIRING.

CEILING SCHEDULE

- ① GYPSUM BOARD
- ② NO CEILING - EXPOSED STRUCTURE
- ③ 1'X1' SPLINE CEILING TILES
- ④ CEMENTIOUS CEILING
- ⑤ NO CEILING - CONCRETE DECKING
- ⑥ 2'X2' LAY-IN ACOUSTICAL PANELS IN GRID
- ⑦ 2'X4' LAY-IN ACOUSTICAL PANELS IN GRID

KEYPLAN

NOT TO SCALE



Revisions:

No.	Date	Issue
1	3/22/10	BID DOCUMENTS
2		
3		
4		
5		

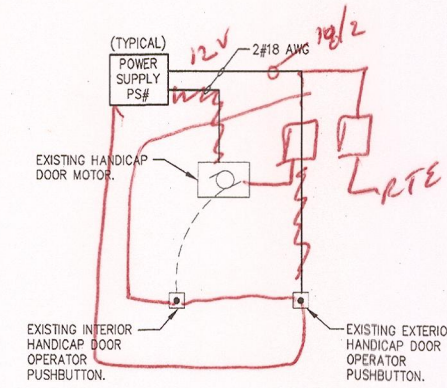
Seal:



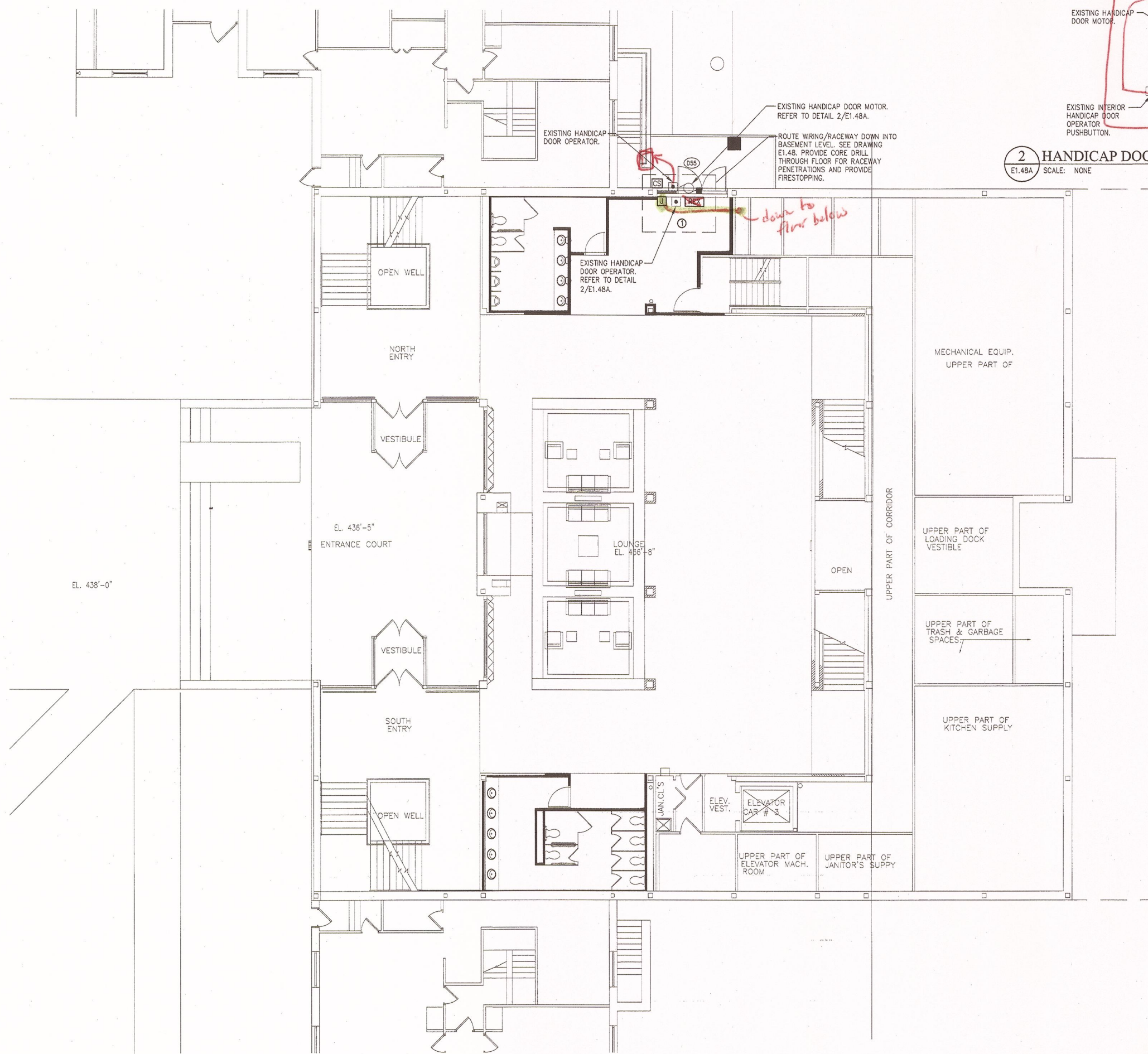
22 MARCH 10
Checked by: JAS
LE Project No. 07072

KNOWLES DINING HALL
FIRST FLOOR
CARD ACCESS & FIBER
SYSTEM PLAN

E1.48A



2 HANDICAP DOOR OPENER WIRING DETAIL
E1.48A SCALE: NONE



1 KNOWLES DINING HALL FIRST FLOOR - CARD ACCESS & FIBER
E1.48A SCALE: 1/8"=1'-0"



Project:
SUCF Project No. 12283, Install Fiber Optic and Electronic Entrances (Card System), State University College at Potsdam

Engineer:
Lewis Engineering, P.C.

94 New Karner Road
Suite 201
Albany, New York 12203
V (518) 427-7200
F (518) 427-7210
www.lewisengineeringpc.com

Architect:
Hamlin Design Group

163 Homestead Ave.
Albany, New York 12203
V (518) 724-5159
F (518) 320-8633
www.HamlinDesignGroup.com

Asbestos/Lead Consultant:
Adelaide Environmental Health Associates, Inc.

1511 Route 22, Suite C24
Brewster, New York 10509
V (845) 278-7710
F (845) 278-7750
www.AdelaideInc.com

GENERAL NOTES

1. PROVIDE ALL SECURITY DEVICES SHOWN AND ITS ASSOCIATED SYSTEM WIRING, UON.
2. REFER TO CARD ACCESS SYSTEM RISER DIAGRAM ON DRAWING E0.6 FOR WIRING REQUIREMENTS.
3. ALL LOW VOLTAGE CARD ACCESS SYSTEM WIRING MAY OCCUPY A COMMON RACEWAY. ALL 120 VOLT POWER WIRING SHALL BE INSTALLED IN SEPERATE RACEWAY FROM LOW VOLTAGE SYSTEM WIRING.
4. REFER TO STOWELL HALL FIBER OPTIC ONE-LINE DIAGRAM ON DRAWING E3.2 FOR FIBER CABLE QUANTITIES, TYPE AND NUMBER OF STRANDS.
5. LINE INDICATES RACEWAY PATH AND IS SHOWN TO PROVIDE A PROBABLE ROUTE. LOCATION IS DIAGRAMATIC AND CONTRACTOR SHALL ROUTE RACEWAY AS REQUIRED TO SUIT FIELD CONDITIONS.

CEILING SCHEDULE

- ① GYPSUM BOARD
- ② NO CEILING - EXPOSED STRUCTURE
- ③ 1'X1' SPLINE CEILING TILES
- ④ CEMENTIOUS CEILING
- ⑤ NO CEILING - CONCRETE DECKING
- ⑥ 2'X2' LAY-IN ACOUSTICAL PANELS IN GRID
- ⑦ 2'X4' LAY-IN ACOUSTICAL PANELS IN GRID

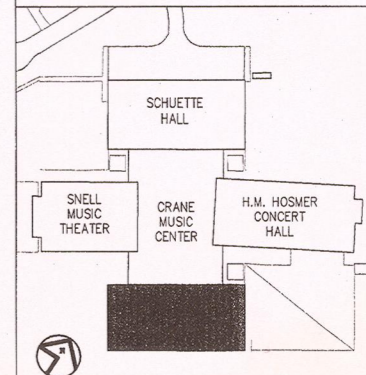
Revisions:

No.	Date	Issue
1	3/22/10	BID DOCUMENTS
2		
3		
4		
5		

Seal:



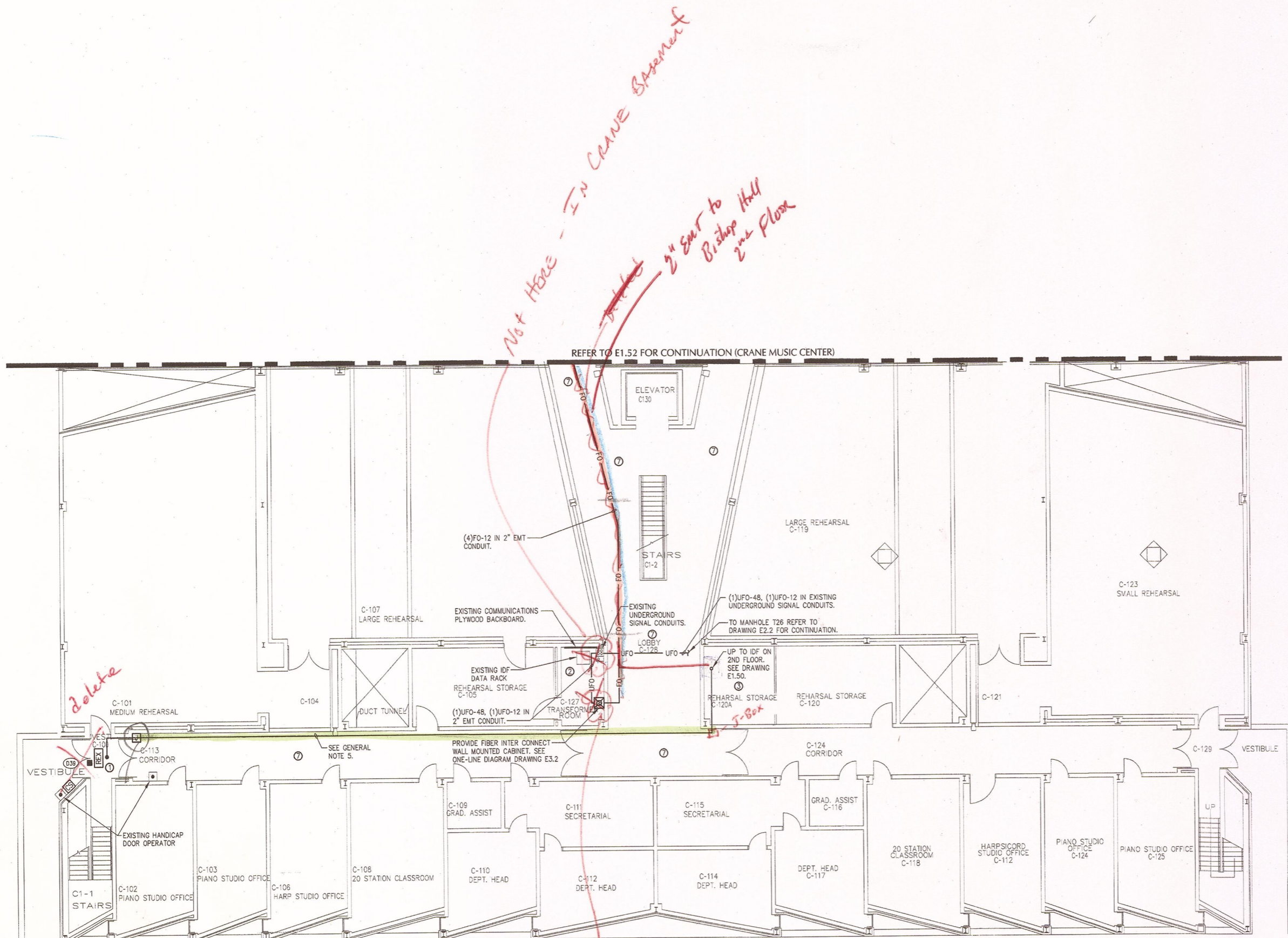
KEYPLAN NOT TO SCALE



22 MARCH 10 LE Project No. 07072
Checked by: JAS

BISHOP HALL PLAZA LEVEL CARD ACCESS & FIBER SYSTEM PLAN

E1.49



1 BISHOP HALL PLAZA LEVEL - CARD ACCESS & FIBER
E1.49 SCALE: 1/8"=1'-0"

Project:
SUCF Project No. 12283, Install Fiber Optic and Electronic Entrances (Card System),
State University College at Potsdam

Engineer:
Lewis Engineering, P.C.

94 New Kamer Road
Suite 201
Albany, New York 12203
V (518) 427-7200
F (518) 427-7210
www.lewisengineeringpc.com

Architect:
Hamlin Design Group

163 Homestead Ave.
Albany, New York 12203
V (518) 724-5159
F (518) 320-8633
www.HamlinDesignGroup.com

Asbestos/Lead Consultant:
Adelaide Environmental Health Associates, Inc.

1511 Route 22, Suite C24
Brewster, New York 10509
V (845) 278-7710
F (845) 278-7750
www.AdelaideInc.com

KEYED NOTES

- ① PROVIDE BRANCH CIRCUIT WIRING 2#12AWG, 1#12AWG EGC IN RACEWAY TO PANELBOARD DESIGNATED.
- ② PROVIDE NEMA 1, WALL MOUNTED, KEY LOCKABLE CABINET, SIZE TO ACCOMMODATE (RC) DOOR CONTROLLERS AND (NC) NETWORK CONTROLLERS SHOWN WITHIN SPACE. SECURELY MOUNT CABINET TO WALL PROVIDING ALL SUPPORTING MEANS. ALL SYSTEM AND POWER WIRING EXITING CABINET SHALL BE INSTALLED WITHIN RESPECTIVE RACEWAY TYPE.
- ③ PROVIDE (1) 20 AMP, SINGLE POLE BRANCH CIRCUIT BREAKERS INSTALLED WITHIN EXISTING PANELBOARD "AD-LC2". CIRCUIT BREAKER TO BE COMPLETELY COMPATIBLE WITH EXISTING PANEL MANUFACTURER AND BE UL LISTED FOR INSTALLATION WITHIN.

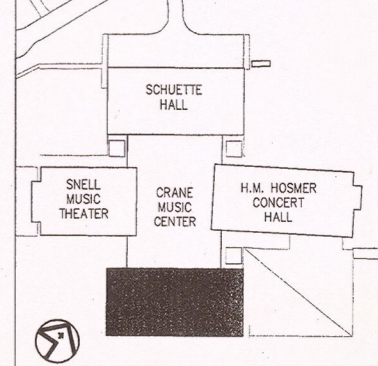
GENERAL NOTES

- 1. PROVIDE ALL SECURITY DEVICES SHOWN AND ITS ASSOCIATED SYSTEM WIRING, UON.
- 2. REFER TO CARD ACCESS SYSTEM RISER DIAGRAM ON DRAWING E0.6 FOR WIRING REQUIREMENTS.
- 3. ALL LOW VOLTAGE CARD ACCESS SYSTEM WIRING MAY OCCUPY A COMMON RACEWAY. ALL 120 VOLT POWER WIRING SHALL BE INSTALLED IN SEPARATE RACEWAY FROM LOW VOLTAGE SYSTEM WIRING.

CEILING SCHEDULE

- ① GYPSUM BOARD
- ② NO CEILING - EXPOSED STRUCTURE
- ③ 1'X1' SPLINE CEILING TILES
- ④ CEMENTIOUS CEILING
- ⑤ NO CEILING - CONCRETE DECKING
- ⑥ 2'X2' LAY-IN ACOUSTICAL PANELS IN GRID
- ⑦ 2'X4' LAY-IN ACOUSTICAL PANELS IN GRID

KEYPLAN NOT TO SCALE



Revisions:

No.	Date	Issue
1	3/22/10	BID DOCUMENTS
2		
3		
4		
5		

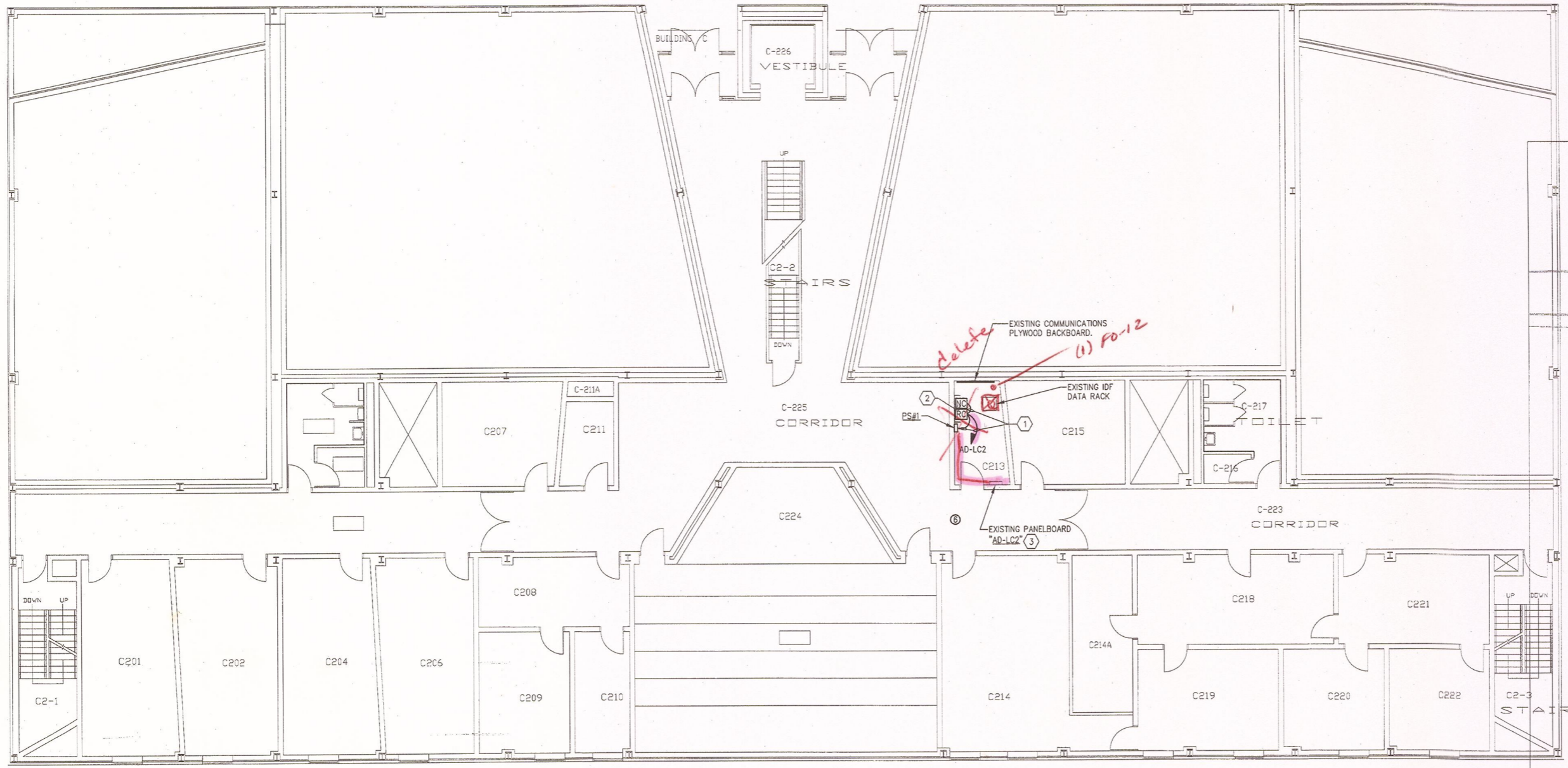
Seal:



22 MARCH 10 LE Project No. 07072
Checked by: JAS

BISHOP HALL SECOND FLOOR CARD ACCESS & FIBER SYSTEM PLAN

E1.50



1 BISHOP HALL SECOND FLOOR - CARD ACCESS & FIBER
E1.50 SCALE: 1/8"=1'-0"

Revisions:

No.	Date	Issue
1	3/22/10	BID DOCUMENTS
2		
3		
4		
5		

Seal:



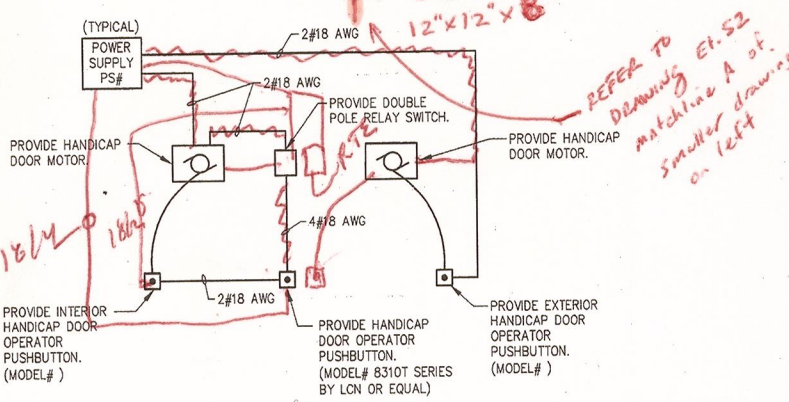
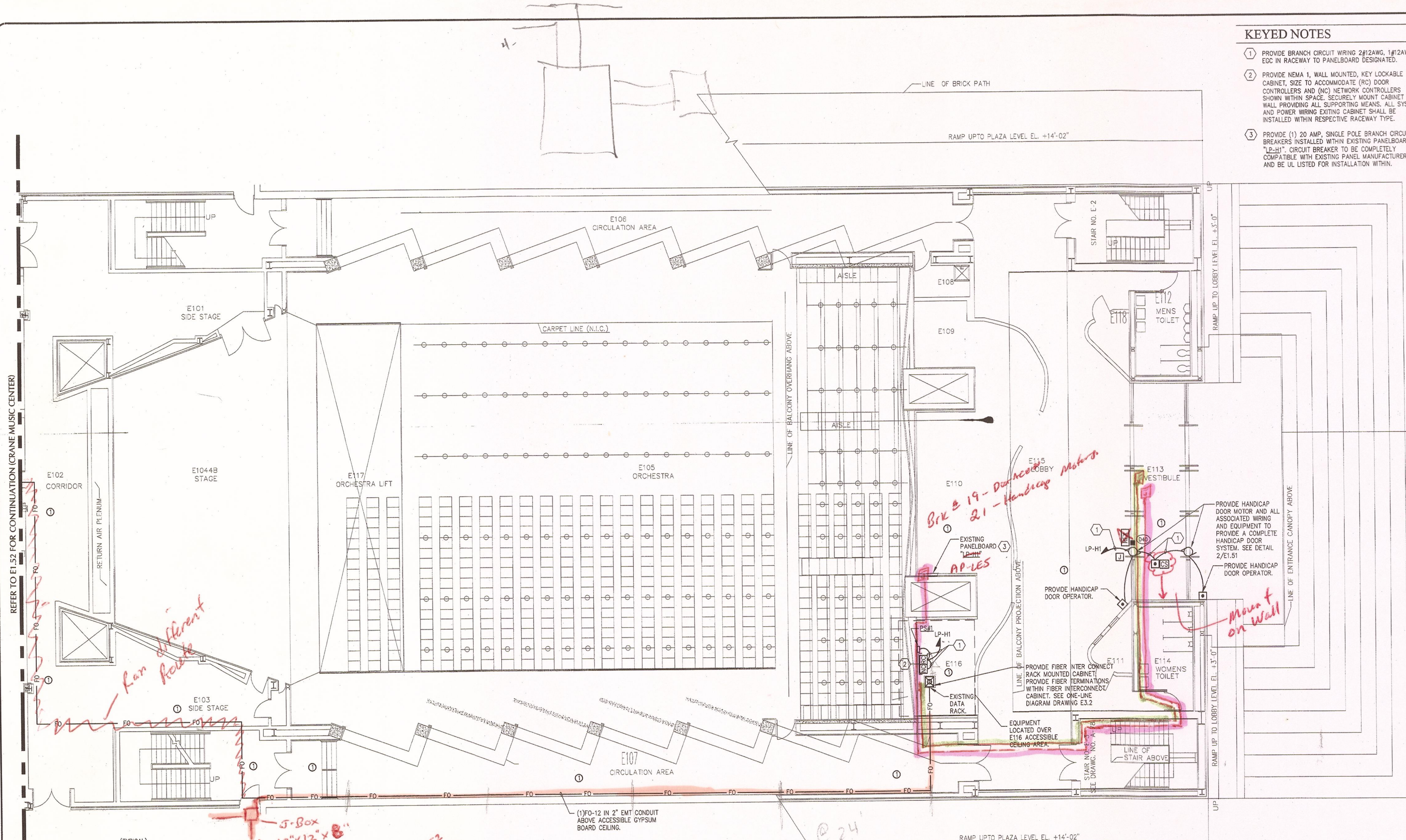
22 MARCH 10 LE Project No. 07072
Checked by: JAS

H.M. HOSMER
CONCERT HALL
CARD ACCESS & FIBER
SYSTEM PLAN

E1.51

KEYED NOTES

- 1 PROVIDE BRANCH CIRCUIT WIRING 2#12AWG, 1#12AWG EGC IN RACEWAY TO PANELBOARD DESIGNATED.
- 2 PROVIDE NEMA 1, WALL MOUNTED, KEY LOCKABLE CABINET, SIZE TO ACCOMMODATE (RC) DOOR CONTROLLERS AND (NO) NETWORK CONTROLLERS SHOWN WITHIN SPACE. SECURELY MOUNT CABINET TO WALL PROVIDING ALL SUPPORTING MEANS. ALL SYSTEM AND POWER WIRING EXITING CABINET SHALL BE INSTALLED WITHIN RESPECTIVE RACEWAY TYPE.
- 3 PROVIDE (1) 20 AMP, SINGLE POLE BRANCH CIRCUIT BREAKERS INSTALLED WITHIN EXISTING PANELBOARD "LP-H1". CIRCUIT BREAKER TO BE COMPLETELY COMPATIBLE WITH EXISTING PANEL MANUFACTURER AND BE UL LISTED FOR INSTALLATION WITHIN.



2 HANDICAP DOOR OPERATOR WIRING DETAIL
E1.51 SCALE: NONE

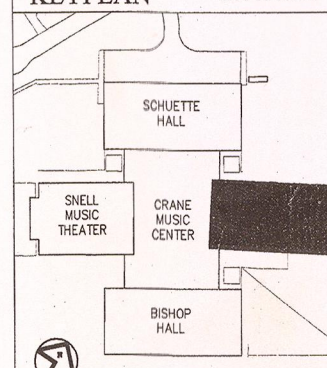


1 H. M. HOSMER CONCERT HALL FIRST FLOOR - CARD ACCESS & FIBER
E1.51 SCALE: 1/8"=1'-0"

CEILING SCHEDULE

1	GYPSON BOARD
2	NO CEILING - EXPOSED STRUCTURE
3	1'x1' SPLINE CEILING TILES
4	CEMENTIOUS CEILING
5	NO CEILING - CONCRETE DECKING
6	2'x2' LAY-IN ACOUSTICAL PANELS IN GRID
7	2'x4' LAY-IN ACOUSTICAL PANELS IN GRID

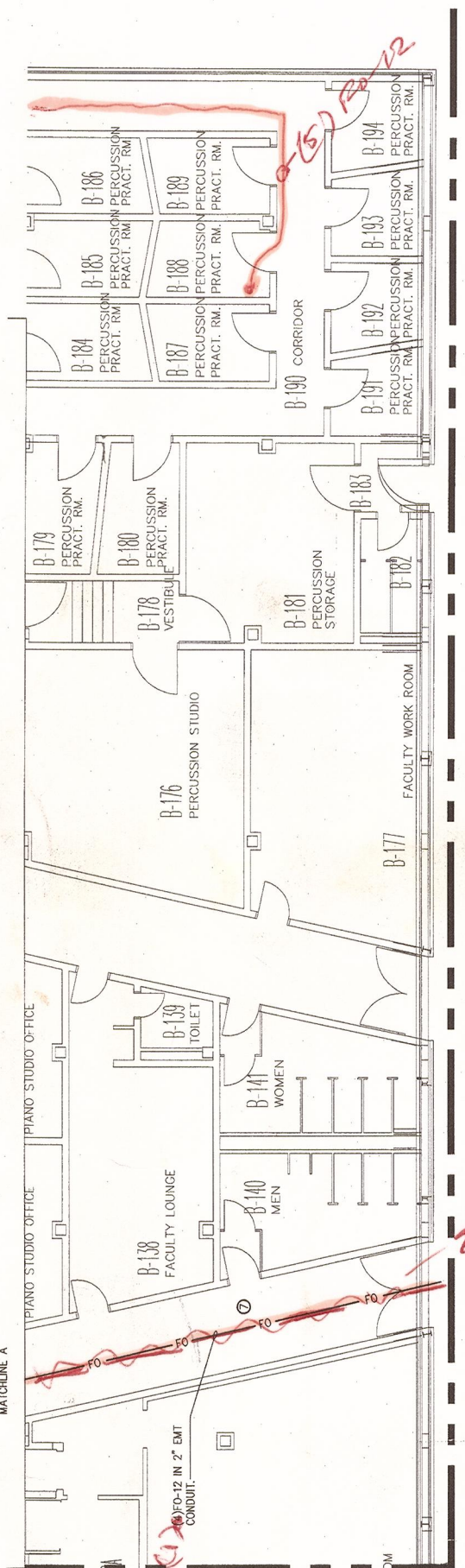
KEYPLAN NOT TO SCALE



GENERAL NOTES

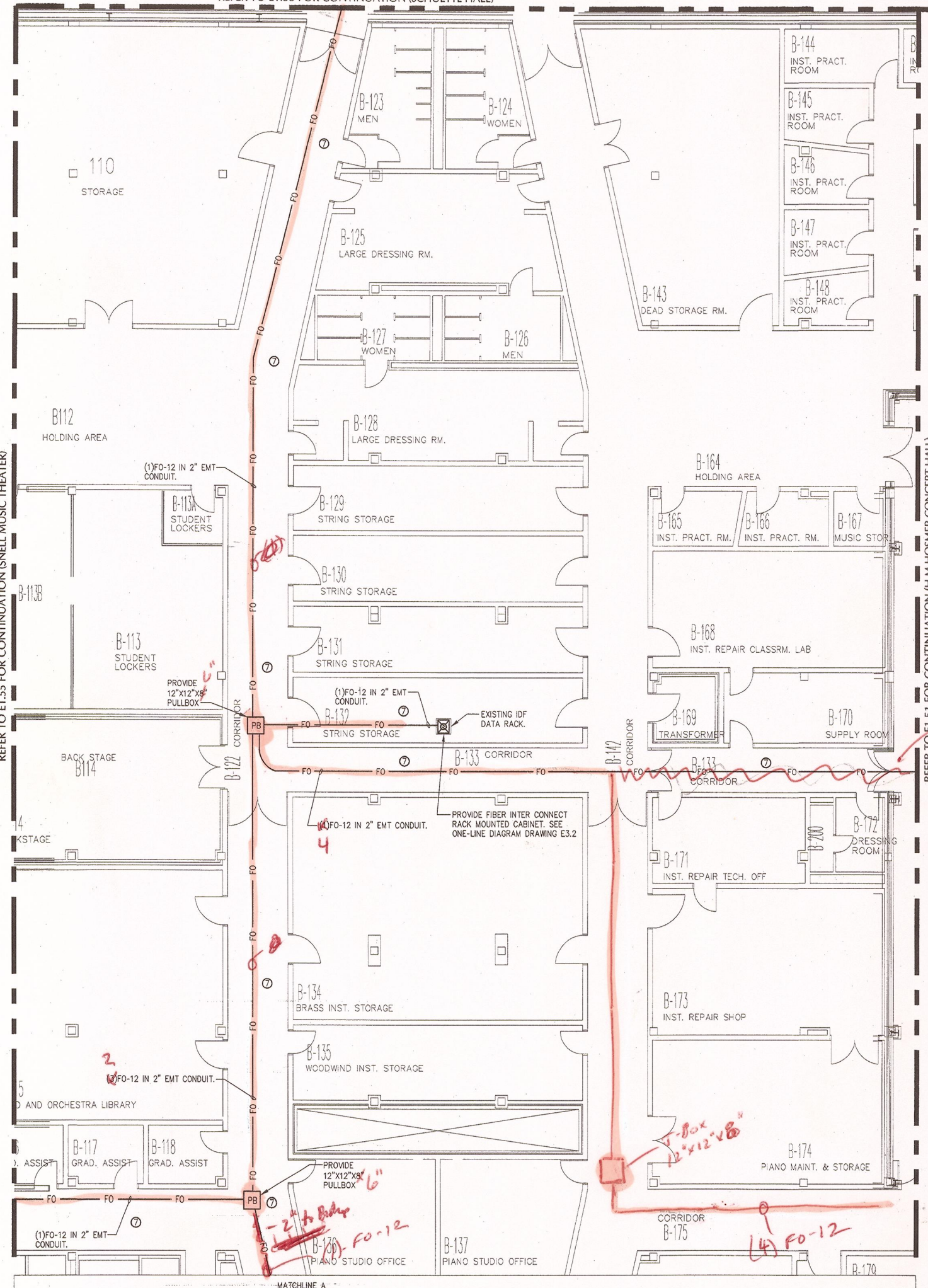
1. PROVIDE ALL SECURITY DEVICES SHOWN AND ITS ASSOCIATED SYSTEM WIRING, UON.
2. REFER TO CARD ACCESS SYSTEM RISER DIAGRAM ON DRAWING E0.6 FOR WIRING REQUIREMENTS.
3. ALL LOW VOLTAGE CARD ACCESS SYSTEM WIRING MAY OCCUPY A COMMON RACEWAY. ALL 120 VOLT POWER WIRING SHALL BE INSTALLED IN SEPERATE RACEWAY FROM LOW VOLTAGE SYSTEM WIRING.
4. REFER TO STOWELL HALL FIBER OPTIC ONE-LINE DIAGRAM ON DRAWING E3.2 FOR FIBER CABLE QUANTITIES, TYPE AND NUMBER OF STRANDS.
5. LINE INDICATES RACEWAY PATH AND IS SHOWN TO PROVIDE A PROBABLE ROUTE. LOCATION IS DIAGRAMATIC AND CONTRACTOR SHALL ROUTE RACEWAY AS REQUIRED TO SUIT FIELD CONDITIONS.

REFER TO E1.53 FOR CONTINUATION (SCHUETTE HALL)



REFER TO E1.49 FOR CONTINUATION (BISHOP HALL)

REFER TO E1.55 FOR CONTINUATION (SNELL MUSIC THEATER)



REFER TO E1.51 FOR CONTINUATION (H.M. HOSMER CONCERT HALL)

Remains

deleted



1 CRANE MUSIC CENTER FIRST FLOOR - CARD ACCESS & FIBER
 E1.52 SCALE: 1/8"=1'-0"

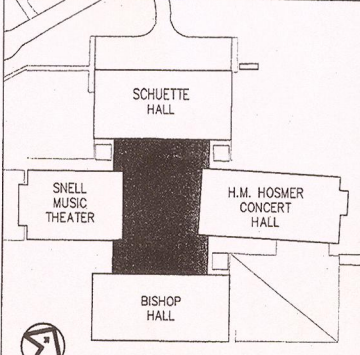
GENERAL NOTES

- REFER TO STOWELL HALL FIBER OPTIC ONE-LINE DIAGRAM ON DRAWING E3.2 FOR FIBER CABLE QUANTITIES, TYPE AND NUMBER OF STRANDS.

CEILING SCHEDULE

- ① GYPSUM BOARD
- ② NO CEILING - EXPOSED STRUCTURE
- ③ 1'X1' SPLINE CEILING TILES
- ④ CEMENTIOUS CEILING
- ⑤ NO CEILING - CONCRETE DECKING
- ⑥ 2'X2' LAY-IN ACOUSTICAL PANELS IN GRID
- ⑦ 2'X4' LAY-IN ACOUSTICAL PANELS IN GRID

KEYPLAN NOT TO SCALE



Project:
SUCF Project No. 12283, Install Fiber Optic and Electronic Entrances (Card System), State University College at Potsdam


Engineer:
 Lewis Engineering, P.C.
 94 New Kame Road, Suite 201
 Albany, New York 12203
 V (518) 427-7200
 F (518) 427-7210
 www.lewisengineeringpc.com

Architect:
 Hamlin Design Group
 163 Homestead Ave.
 Albany, New York 12203
 V (518) 724-5159
 F (518) 320-8633
 www.HamlinDesignGroup.com

Asbestos/Lead Consultant:
 Adelaide Environmental Health Associates, Inc.
 1511 Route 22, Suite C24
 Brewster, New York 10509
 V (845) 278-7710
 F (845) 278-7750
 www.AdelaideInc.com

Revisions:

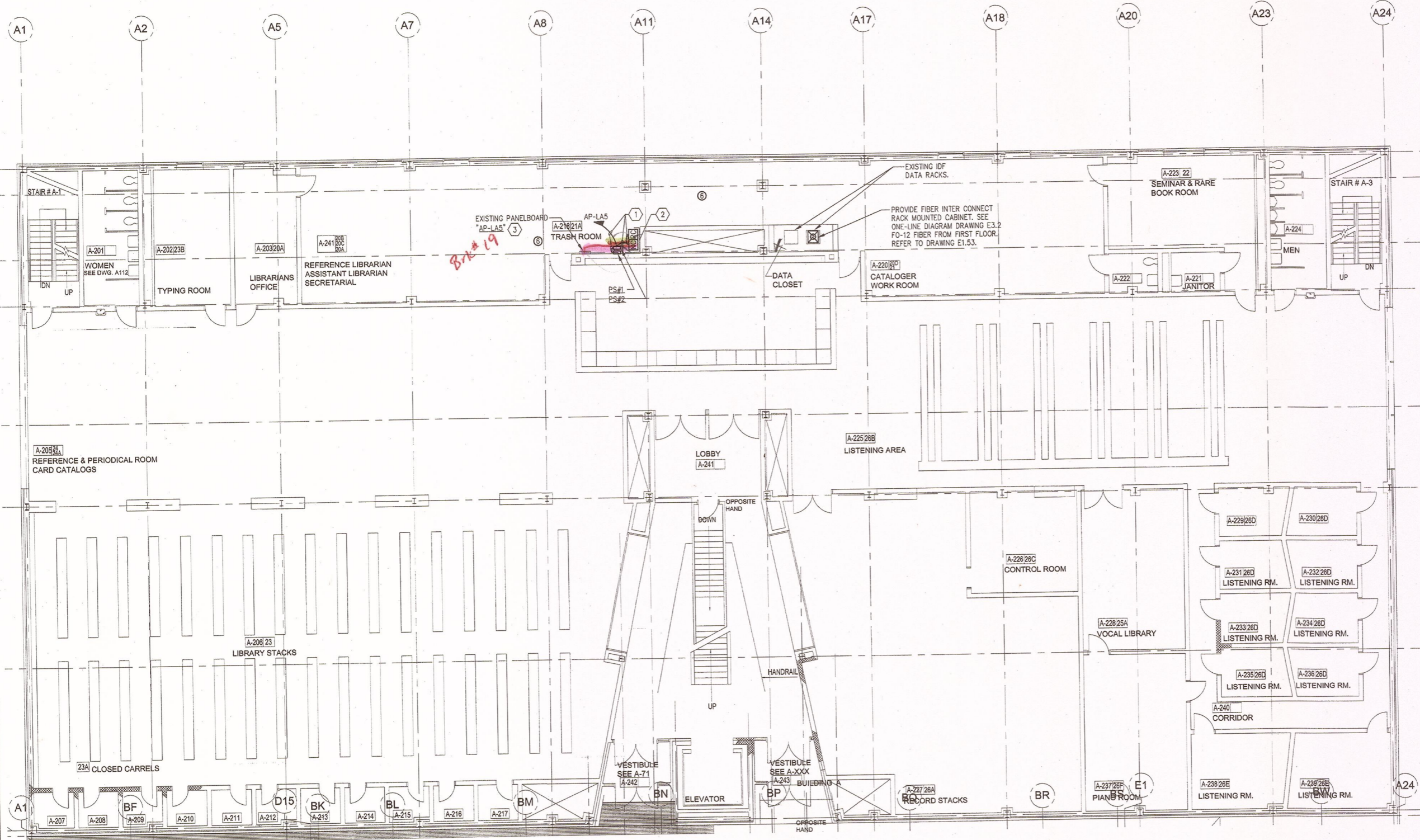
No.	Date	Issue
1	3/22/10	BID DOCUMENTS
2		
3		
4		
5		



22 MARCH 10 LE Project No. 07072
 Checked by: JAS

CRANE MUSIC CENTER
 FIRST FLOOR
 CARD ACCESS & FIBER
 SYSTEM PLAN

E1.52



KEYED NOTES

- ① PROVIDE BRANCH CIRCUIT WIRING 2#12AWG, 1#12AWG EGC IN RACEWAY TO PANELBOARD DESIGNATED.
- ② PROVIDE NEMA 1, WALL MOUNTED, KEY LOCKABLE CABINET, SIZE TO ACCOMMODATE (RC) DOOR CONTROLLERS AND (NC) NETWORK CONTROLLERS SHOWN WITHIN SPACE. SECURELY MOUNT CABINET TO WALL PROVIDING ALL SUPPORTING MEANS. ALL SYSTEM AND POWER WIRING EXITING CABINET SHALL BE INSTALLED WITHIN RESPECTIVE RACEWAY TYPE.
- ③ PROVIDE (1) 20 AMP, SINGLE POLE BRANCH CIRCUIT BREAKERS INSTALLED WITHIN EXISTING PANELBOARD. CIRCUIT BREAKER TO BE COMPLETELY COMPATIBLE WITH EXISTING PANEL MANUFACTURER AND BE UL LISTED FOR INSTALLATION WITHIN.

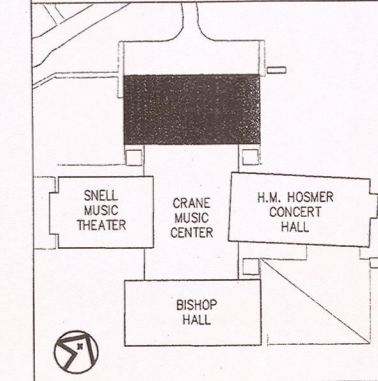
GENERAL NOTES

- 1. PROVIDE ALL SECURITY DEVICES SHOWN AND ITS ASSOCIATED SYSTEM WIRING, UON.
- 2. REFER TO CARD ACCESS SYSTEM RISER DIAGRAM ON DRAWING E0.7 FOR WIRING REQUIREMENTS.
- 3. ALL LOW VOLTAGE CARD ACCESS SYSTEM WIRING MAY OCCUPY A COMMON RACEWAY. ALL 120 VOLT POWER WIRING SHALL BE INSTALLED IN SEPERATE RACEWAY FROM LOW VOLTAGE SYSTEM WIRING.
- 4. REFER TO STOWELL HALL FIBER OPTIC ONE-LINE DIAGRAM ON DRAWING E3.2 FOR FIBER CABLE QUANTITIES, TYPE AND NUMBER OF STRANDS.
- 5. LINE INDICATES RACEWAY PATH AND IS SHOWN TO PROVIDE A PROBABLE ROUTE. LOCATION IS DIAGRAMATIC AND CONTRACTOR SHALL ROUTE RACEWAY AS REQUIRED TO SUIT FIELD CONDITIONS.

CEILING SCHEDULE

①	GYPSUM BOARD
②	NO CEILING - EXPOSED STRUCTURE
③	1X1' SPLINE CEILING TILES
④	CEMENTIOUS CEILING
⑤	NO CEILING - CONCRETE DECKING
⑥	2X2' LAY-IN ACOUSTICAL PANELS IN GRID
⑦	2X4' LAY-IN ACOUSTICAL PANELS IN GRID

KEYPLAN NOT TO SCALE



Potsdam
THE STATE UNIVERSITY OF NEW YORK

Project:
SUCF Project No. 12283, Install Fiber Optic and Electronic Entrances (Card System), State University College at Potsdam


Engineer:
Lewis Engineering, P.C.
94 New Kameer Road
Suite 201
Albany, New York 12203
V (518) 427-7200
F (518) 427-7210
www.lewisengineeringpc.com

Architect:
Hamlin Design Group
163 Homestead Ave.
Albany, New York 12203
V (518) 724-5159
F (518) 320-8633
www.HamlinDesignGroup.com

Asbestos/Lead Consultant:
Adelaide Environmental Health Associates, Inc.
1511 Route 22, Suite C24
Brewster, New York 10509
V (845) 278-7710
F (845) 278-7750
www.AdelaideInc.com

Revisions:

No.	Date	Issue
1	3/22/10	BID DOCUMENTS
2		
3		
4		
5		



22 MARCH 10
Checked by: JAS
LE Project No. 07072

SCHUETTE HALL SECOND FLOOR CARD ACCESS & FIBER SYSTEM PLAN

E1.54

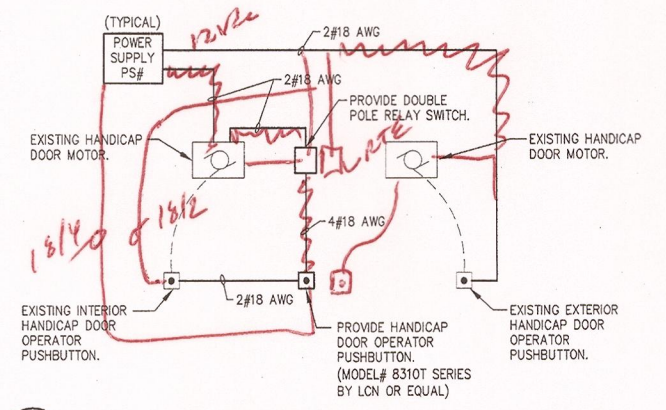
1 SCHUETTE HALL SECOND FLOOR - CARD ACCESS & FIBER
E1.54 SCALE: 1/8"=1'-0"

Project:
SUCF Project No. 12283, Install Fiber Optic and Electronic Entrances (Card System), State University College at Potsdam

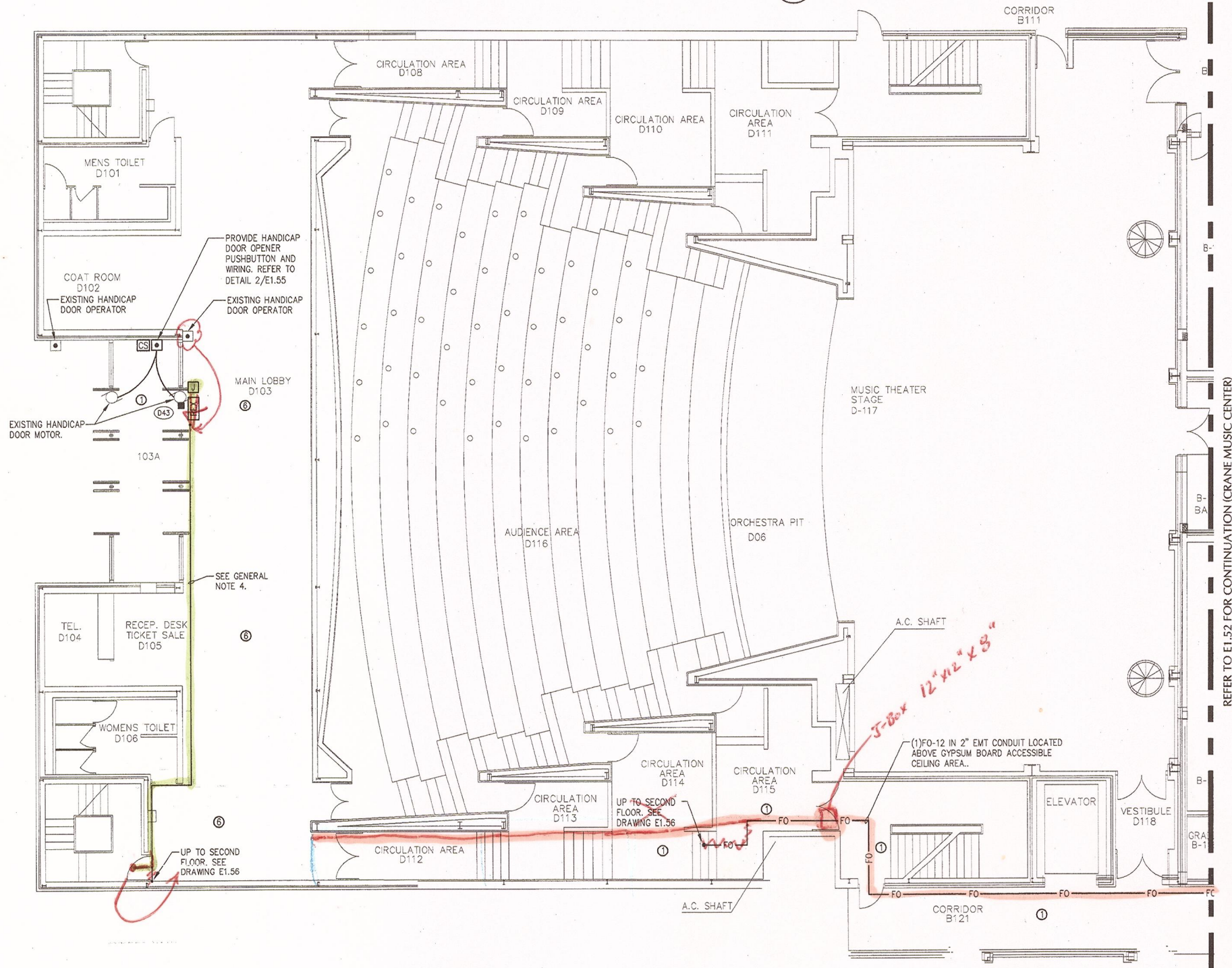
Engineer:
Lewis Engineering, P.C.
94 New Kamer Road
Suite 201
Albany, New York 12203
V (518) 427-7200
F (518) 427-7210
www.lewisengineeringpc.com

Architect:
Hamlin Design Group
163 Homestead Ave.
Albany, New York 12203
V (518) 724-5159
F (518) 320-8633
www.HamlinDesignGroup.com

Asbestos/Lead Consultant:
Adelaide Environmental Health Associates, Inc.
1511 Route 22, Suite C24
Brewster, New York 10509
V (845) 278-7710
F (845) 278-7750
www.AdelaideInc.com



2 HANDICAP DOOR OPENER WIRING DETAIL
E1.55 SCALE: NONE



1 SNELL MUSIC THEATER FIRST FLOOR - CARD ACCESS & FIBER
E1.55 SCALE: 1/8"=1'-0"

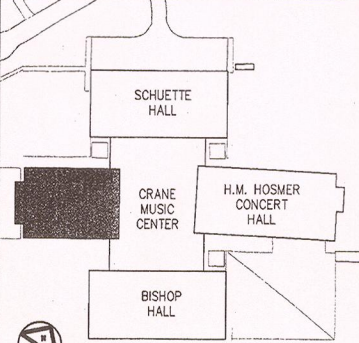
GENERAL NOTES

1. PROVIDE ALL SECURITY DEVICES SHOWN AND ITS ASSOCIATED SYSTEM WIRING, UON.
2. REFER TO CARD ACCESS SYSTEM RISER DIAGRAM ON DRAWING E0.7 FOR WIRING REQUIREMENTS.
3. ALL LOW VOLTAGE CARD ACCESS SYSTEM WIRING MAY OCCUPY A COMMON RACEWAY. ALL 120 VOLT POWER WIRING SHALL BE INSTALLED IN SEPARATE RACEWAY FROM LOW VOLTAGE SYSTEM WIRING.
4. LINE INDICATES RACEWAY PATH AND IS SHOWN TO PROVIDE A PROBABLE ROUTE. LOCATION IS DIAGRAMATIC AND CONTRACTOR SHALL ROUTE RACEWAY AS REQUIRED TO SUIT FIELD CONDITIONS.

CEILING SCHEDULE


1	GYPSUM BOARD
2	NO CEILING - EXPOSED STRUCTURE
3	1'x1' SPLINE CEILING TILES
4	CEMENTIOUS CEILING
5	NO CEILING - CONCRETE DECKING
6	2'x2' LAY-IN ACOUSTICAL PANELS IN GRID
7	2'x4' LAY-IN ACOUSTICAL PANELS IN GRID

KEYPLAN NOT TO SCALE



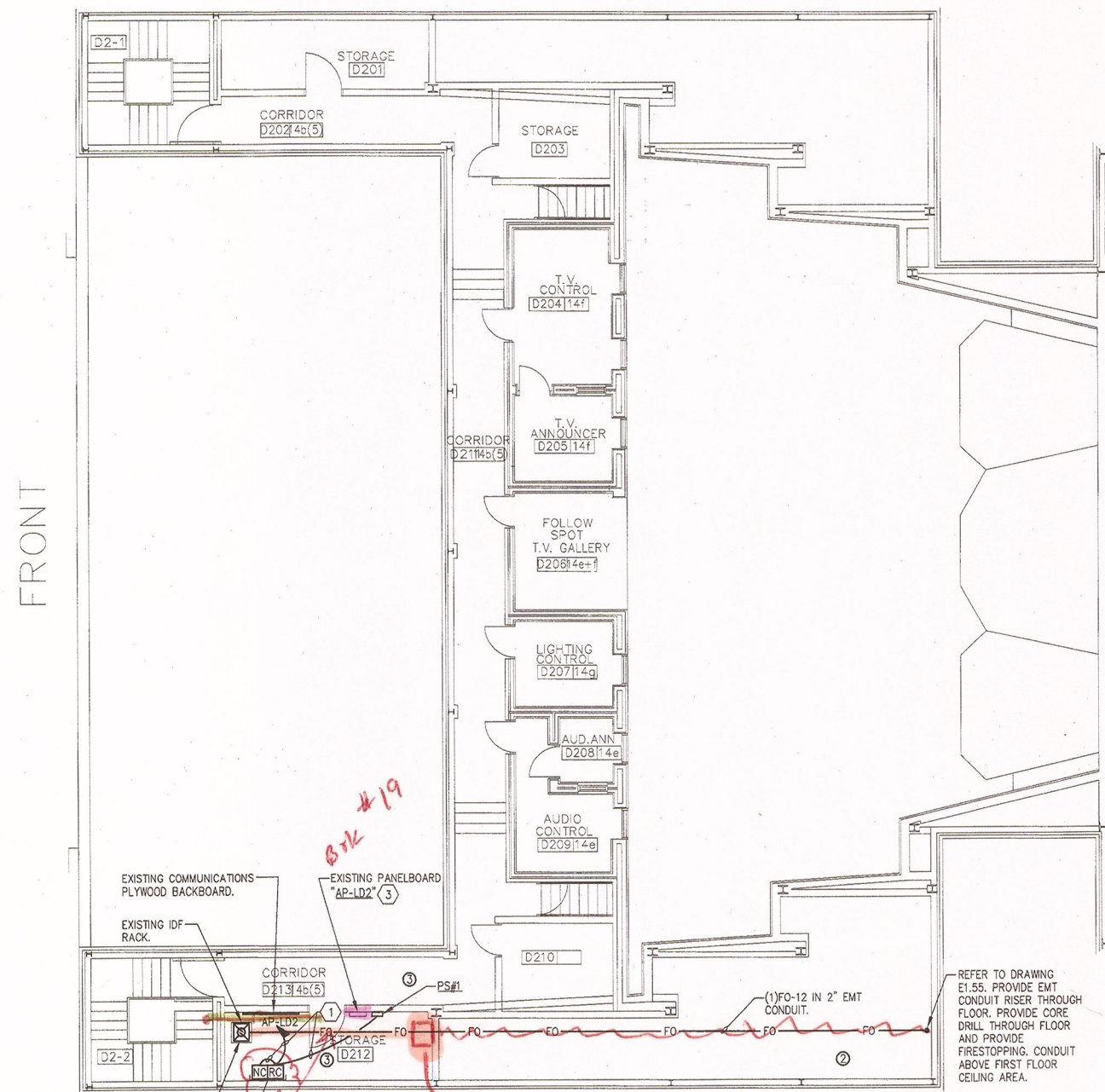
Revisions:

No.	Date	Issue
1	3/22/10	BID DOCUMENTS
2		
3		
4		
5		



22 MARCH 10
Checked by: JAS
LE Project No. 07072

SNELL MUSIC THEATER
FIRST FLOOR
CARD ACCESS & FIBER
SYSTEM PLAN



FRONT

PROVIDE FIBER INTER CONNECT RACK MOUNTED CABINET. SEE ONE-LINE DIAGRAM DRAWING E3.1

REFER TO DRAWING E1.55. PROVIDE EMT CONDUIT RISER THROUGH FLOOR. PROVIDE CORE DRILL THROUGH FLOOR AND PROVIDE FIRESTOPPING. CONDUIT ABOVE FIRST FLOOR CEILING AREA.

BTK #19
mounted above door
J-Box 12"x12"x8"



1 SNELL MUSIC THEATER SECOND FLOOR - CARD ACCESS & FIBER
E1.56 SCALE: 1/8"=1'-0"

KEYED NOTES

- ① PROVIDE BRANCH CIRCUIT WIRING 2#12AWG, 1#12AWG EGC IN RACEWAY TO PANELBOARD DESIGNATED.
- ② PROVIDE NEMA 1, WALL MOUNTED, KEY LOCKABLE CABINET, SIZE TO ACCOMMODATE (RC) DOOR CONTROLLERS AND (NC) NETWORK CONTROLLERS SHOWN WITHIN SPACE. SECURELY MOUNT CABINET TO WALL PROVIDING ALL SUPPORTING MEANS. ALL SYSTEM AND POWER WIRING EXITING CABINET SHALL BE INSTALLED WITHIN RESPECTIVE RACEWAY TYPE.
- ③ PROVIDE (1) 20 AMP, SINGLE POLE BRANCH CIRCUIT BREAKERS INSTALLED WITHIN EXISTING PANELBOARD "AP-ID2". CIRCUIT BREAKER TO BE COMPLETELY COMPATIBLE WITH EXISTING PANEL MANUFACTURER AND BE UL LISTED FOR INSTALLATION WITHIN.

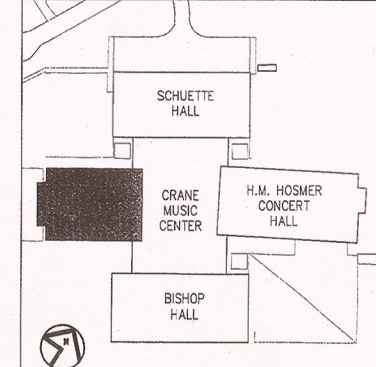
GENERAL NOTES

- 1. PROVIDE ALL SECURITY DEVICES SHOWN AND ITS ASSOCIATED SYSTEM WIRING, UON.
- 2. REFER TO CARD ACCESS SYSTEM RISER DIAGRAM ON DRAWING E0.7 FOR WIRING REQUIREMENTS.
- 3. ALL LOW VOLTAGE CARD ACCESS SYSTEM WIRING MAY OCCUPY A COMMON RACEWAY. ALL 120 VOLT POWER WIRING SHALL BE INSTALLED IN SEPERATE RACEWAY FROM LOW VOLTAGE SYSTEM WIRING.
- 4. REFER TO STOWELL HALL FIBER OPTIC ONE-LINE DIAGRAM ON DRAWING E3.2 FOR FIBER CABLE QUANTITIES, TYPE AND NUMBER OF STRANDS.
- 5. LINE INDICATES RACEWAY PATH AND IS SHOWN TO PROVIDE A PROBABLE ROUTE. LOCATION IS DIAGRAMATIC AND CONTRACTOR SHALL ROUTE RACEWAY AS REQUIRED TO SUIT FIELD CONDITIONS.

CEILING SCHEDULE

- ① GYPSUM BOARD
- ② NO CEILING - EXPOSED STRUCTURE
- ③ 1'X1' SPLINE CEILING TILES
- ④ CEMENTIOUS CEILING
- ⑤ NO CEILING - CONCRETE DECKING
- ⑥ 2'X2' LAY-IN ACOUSTICAL PANELS IN GRID
- ⑦ 2'X4' LAY-IN ACOUSTICAL PANELS IN GRID

KEYPLAN NOT TO SCALE



Potsdam
THE STATE UNIVERSITY OF NEW YORK

Project:
SUCF Project No. 12283, Install Fiber Optic and Electronic Entrances (Card System), State University College at Potsdam

Engineer:
Lewis Engineering, P.C.
94 New Komer Road
Suite 201
Albany, New York 12203
V (518) 427-7200
F (518) 427-7210
www.lewisengineeringpc.com

Architect:
Hamlin Design Group
163 Homestead Ave.
Albany, New York 12203
V (518) 724-5159
F (518) 320-8633
www.HamlinDesignGroup.com

Asbestos/Lead Consultant:
Adelaide Environmental Health Associates, Inc.
1511 Route 22, Suite C24
Brewster, New York 10509
V (845) 278-7710
F (845) 278-7750
www.Adelaideinc.com

Revisions:

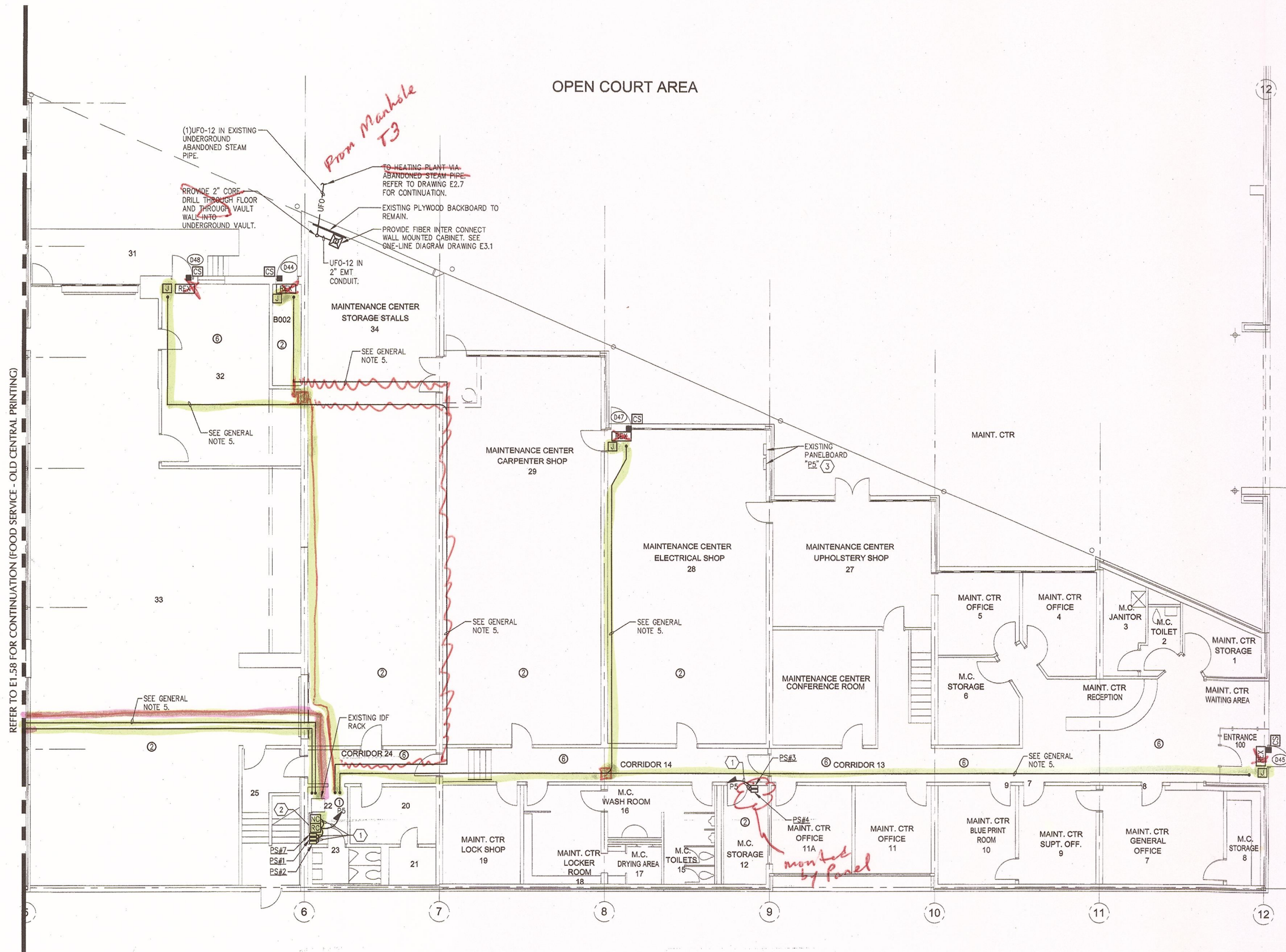
No.	Date	Issue
1	3/22/10	BID DOCUMENTS
2		
3		
4		
5		



22 MARCH 10 LE Project No. 07072
Checked by: JAS

SNELL MUSIC THEATER SECOND FLOOR, CARD ACCESS & FIBER SYSTEM PLAN

E1.56



OPEN COURT AREA

REFER TO E1.58 FOR CONTINUATION (FOOD SERVICE - OLD CENTRAL PRINTING)



1 MAINTENANCE BUILDING FIRST FLOOR - CARD ACCESS & FIBER
E1.57 SCALE: 1/8"=1'-0"

KEYED NOTES

- 1 PROVIDE BRANCH CIRCUIT WIRING 2#12AWG, 1#12AWG EGC IN RACEWAY TO PANELBOARD DESIGNATED.
- 2 PROVIDE NEMA 1, WALL MOUNTED, KEY LOCKABLE CABINET, SIZE TO ACCOMMODATE (RC) DOOR CONTROLLERS AND (NC) NETWORK CONTROLLERS SHOWN WITHIN SPACE. SECURELY MOUNT CABINET TO WALL PROVIDING ALL SUPPORTING MEANS. ALL SYSTEM AND POWER WIRING EXITING CABINET SHALL BE INSTALLED WITHIN RESPECTIVE RACEWAY TYPE.
- 3 PROVIDE (2) 20 AMP, SINGLE POLE BRANCH CIRCUIT BREAKERS INSTALLED WITHIN EXISTING PANELBOARD "E2" CIRCUIT BREAKER TO BE COMPLETELY COMPATIBLE WITH EXISTING PANEL MANUFACTURER AND BE UL LISTED FOR INSTALLATION WITHIN.

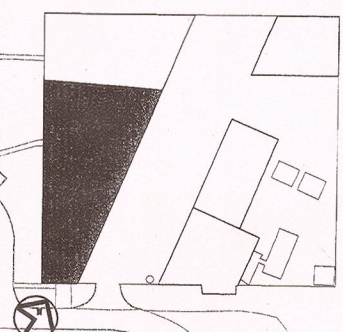
GENERAL NOTES

1. PROVIDE ALL SECURITY DEVICES SHOWN AND ITS ASSOCIATED SYSTEM WIRING, UON.
2. REFER TO CARD ACCESS SYSTEM RISER DIAGRAM ON DRAWING E0.7 FOR WIRING REQUIREMENTS.
3. ALL LOW VOLTAGE CARD ACCESS SYSTEM WIRING MAY OCCUPY A COMMON RACEWAY. ALL 120 VOLT POWER WIRING SHALL BE INSTALLED IN SEPERATE RACEWAY FROM LOW VOLTAGE SYSTEM WIRING.
4. REFER TO RAYMOND HALL FIBER OPTIC ONE-LINE DIAGRAM ON DRAWING E3.1 FOR FIBER CABLE QUANTITIES, TYPE AND NUMBER OF STRANDS.
5. LINE INDICATES RACEWAY PATH AND IS SHOWN TO PROVIDE A PROBABLE ROUTE. LOCATION IS DIAGRAMATIC AND CONTRACTOR SHALL ROUTE RACEWAY AS REQUIRED TO SUIT FIELD CONDITIONS.

CEILING SCHEDULE

- 1 GYPSUM BOARD
- 2 NO CEILING - EXPOSED STRUCTURE
- 3 1'X1' SPLINE CEILING TILES
- 4 CEMENTIOUS CEILING
- 5 NO CEILING - CONCRETE DECKING
- 6 2'X2' LAY-IN ACOUSTICAL PANELS IN GRID
- 7 2'X4' LAY-IN ACOUSTICAL PANELS IN GRID

KEYPLAN NOT TO SCALE



Project:
SUCF Project No. 12283, Install Fiber Optic and Electronic Entrances (Card System), State University College at Potsdam

Engineer:
Lewis Engineering, P.C.
94 New Kamer Road
Suite 201
Albany, New York 12203
V (518) 427-7200
F (518) 427-7210
www.lewisengineeringpc.com

Architect:
Hamlin Design Group
163 Homestead Ave.
Albany, New York 12203
V (518) 724-5199
F (518) 920-8633
www.HamlinDesignGroup.com

Asbestos/Lead Consultant:
Adelaide Environmental Health Associates, Inc.
1511 Route 22, Suite C24
Brewster, New York 10509
V (845) 278-7710
F (845) 278-7750
www.Adelaideeh.com

Revisions:

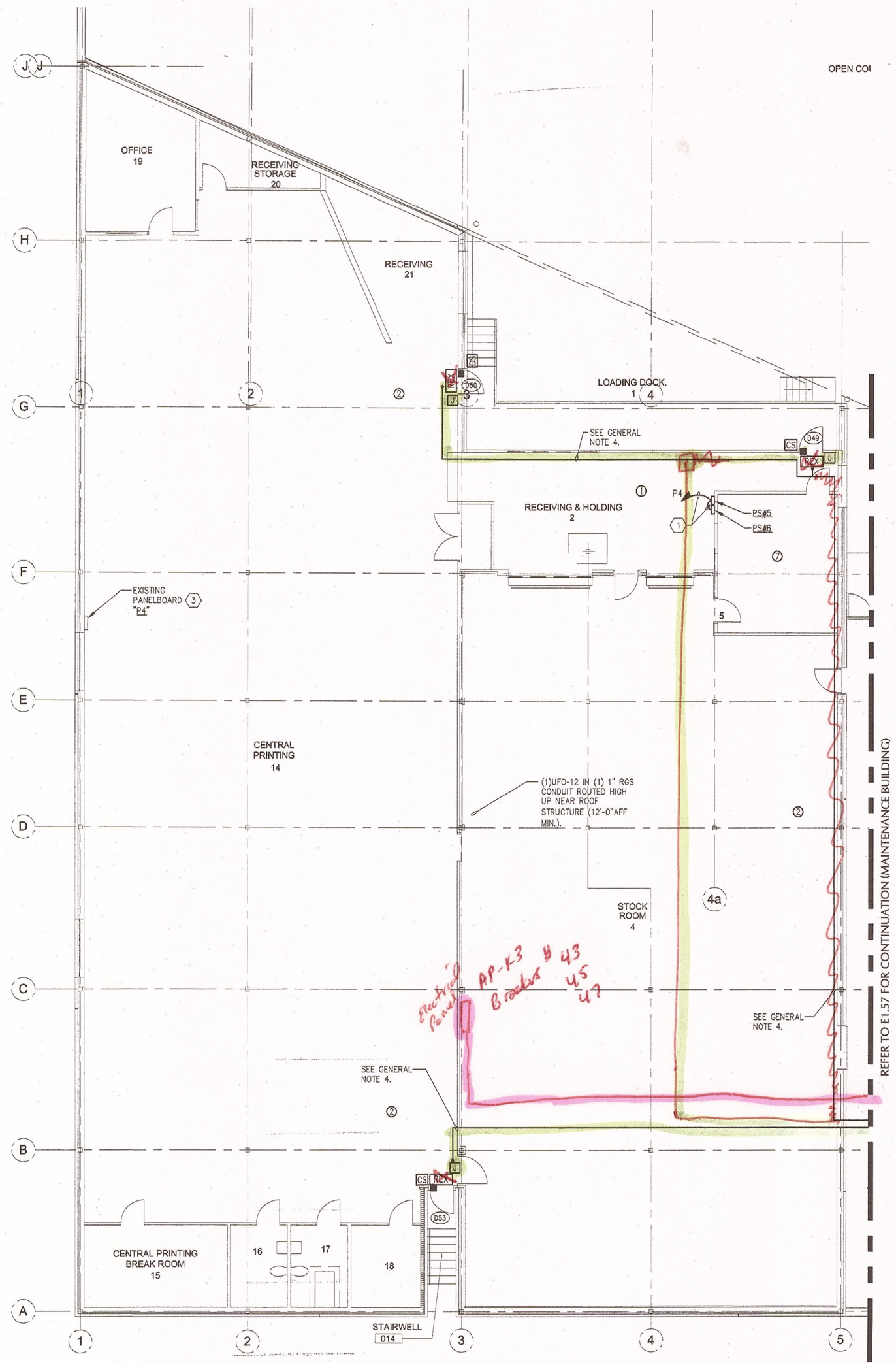
No.	Date	Issue
1	3/22/10	BID DOCUMENTS
2		
3		
4		
5		



22 MARCH 10 LE Project No. 07072
Checked by: JAS

MAINTENANCE BUILDING FIRST FLOOR CARD ACCESS & FIBER SYSTEM PLAN

E1.57



1 CENTRAL PRINTING FIRST FLOOR - CARD ACCESS & FIBER
 E1.58 SCALE: 1/8"=1'-0"

KEYED NOTES

- 1 PROVIDE BRANCH CIRCUIT WIRING 2#12AWG, 1#12AWG EGC IN RACEWAY TO PANELBOARD DESIGNATED.
- 2 PROVIDE NEMA 1, WALL MOUNTED, KEY LOCKABLE CABINET, SIZE TO ACCOMMODATE (RC) DOOR CONTROLLERS AND (NC) NETWORK CONTROLLERS SHOWN WITHIN SPACE. SECURELY MOUNT CABINET TO WALL PROVIDING ALL SUPPORTING MEANS. ALL SYSTEM AND POWER WIRING EXITING CABINET SHALL BE INSTALLED WITHIN RESPECTIVE RACEWAY TYPE.
- 3 PROVIDE (1) 20 AMP, SINGLE POLE BRANCH CIRCUIT BREAKERS INSTALLED WITHIN EXISTING PANELBOARD "P4". CIRCUIT BREAKER TO BE COMPLETELY COMPATIBLE WITH EXISTING PANEL MANUFACTURER AND BE UL LISTED FOR INSTALLATION WITHIN.


GENERAL NOTES

1. PROVIDE ALL SECURITY DEVICES SHOWN AND ITS ASSOCIATED SYSTEM WIRING, UON.
2. REFER TO CARD ACCESS SYSTEM RISER DIAGRAM ON DRAWING E0.7 FOR WIRING REQUIREMENTS.
3. ALL LOW VOLTAGE CARD ACCESS SYSTEM WIRING MAY OCCUPY A COMMON RACEWAY. ALL 120 VOLT POWER WIRING SHALL BE INSTALLED IN SEPERATE RACEWAY FROM LOW VOLTAGE SYSTEM WIRING.
4. LINE INDICATES RACEWAY PATH AND IS SHOWN TO PROVIDE A PROBABLE ROUTE. LOCATION IS DIAGRAMATIC AND CONTRACTOR SHALL ROUTE RACEWAY AS REQUIRED TO SUIT FIELD CONDITIONS.

CEILING SCHEDULE

- 1 GYPSUM BOARD
- 2 NO CEILING - EXPOSED STRUCTURE
- 3 1'X1' SPLINE CEILING TILES
- 4 CEMENTIOUS CEILING
- 5 NO CEILING - CONCRETE DECKING
- 6 2'X2' LAY-IN ACOUSTICAL PANELS IN GRID
- 7 2'X4' LAY-IN ACOUSTICAL PANELS IN GRID

KEYPLAN NOT TO SCALE



Project:
SUCF Project No. 12283, Install Fiber Optic and Electronic Entrances (Card System), State University College at Potsdam


Engineer:
 Lewis Engineering, P.C.
 94 New Karner Road
 Suite 201
 Albany, New York 12203
 V (518) 427-7200
 F (518) 427-7210
 www.lewisengineeringpc.com

Architect:
 Hamlin Design Group
 163 Homestead Ave.
 Albany, New York 12203
 V (518) 724-5159
 F (518) 320-8633
 www.HamlinDesignGroup.com

Asbestos/Lead Consultant:
 Adelaide Environmental Health Associates, Inc.
 1511 Route 22, Suite C24
 Brewster, New York 10509
 V (845) 278-7710
 F (845) 278-7750
 www.AdelaideInc.com

Revisions:

No.	Date	Issue
1	3/22/10	BID DOCUMENTS
2		
3		
4		
5		



22 MARCH 10 LE Project No. 07072
 Checked by: JAS

CENTRAL PRINTING FIRST FLOOR CARD ACCESS & FIBER SYSTEM PLAN

E1.58

CEILING SCHEDULE	
①	GYP-SUM BOARD
②	NO CEILING - EXPOSED STRUCTURE
③	1'X1' SPLINE CEILING TILES
④	CEMENTIOUS CEILING
⑤	NO CEILING - CONCRETE DECKING
⑥	2'X2' LAY-IN ACOUSTICAL PANELS IN GRID
⑦	2'X4' LAY-IN ACOUSTICAL PANELS IN GRID

- KEYED NOTES**
- ① PROVIDE BRANCH CIRCUIT WIRING 2#12AWG, 1#12AWG EGC IN RACEWAY TO PANELBOARD DESIGNATED.
 - ② PROVIDE NEMA 1, WALL MOUNTED, KEY LOCKABLE CABINET, SIZE TO ACCOMMODATE (RC) DOOR CONTROLLERS AND (NC) NETWORK CONTROLLERS SHOWN WITHIN SPACE. SECURELY MOUNT CABINET TO WALL PROVIDING ALL SUPPORTING MEANS. ALL SYSTEM AND POWER WIRING EXITING CABINET SHALL BE INSTALLED WITHIN RESPECTIVE RACEWAY TYPE.
 - ③ PROVIDE (1) 20 AMP, SINGLE POLE BRANCH CIRCUIT BREAKERS INSTALLED WITHIN EXISTING PANELBOARD. CIRCUIT BREAKER TO BE COMPLETELY COMPATIBLE WITH EXISTING PANEL MANUFACTURER AND BE UL LISTED FOR INSTALLATION WITHIN.

- GENERAL NOTES**
1. PROVIDE ALL SECURITY DEVICES SHOWN AND ITS ASSOCIATED SYSTEM WIRING, UON.
 2. REFER TO CARD ACCESS SYSTEM RISER DIAGRAM ON DRAWING E0.7 FOR WIRING REQUIREMENTS.
 3. ALL LOW VOLTAGE CARD ACCESS SYSTEM WIRING MAY OCCUPY A COMMON RACEWAY; ALL 120 VOLT POWER WIRING SHALL BE INSTALLED IN SEPERATE RACEWAY FROM LOW VOLTAGE SYSTEM WIRING.
 4. REFER TO RAYMOND HALL FIBER OPTIC ONE-LINE DIAGRAM ON DRAWING E3.1 FOR FIBER CABLE QUANTITIES, TYPE AND NUMBER OF STRANDS.
 5. LINE INDICATES RACEWAY PATH AND IS SHOWN TO PROVIDE A PROBABLE ROUTE. LOCATION IS DIAGRAMATIC AND CONTRACTOR SHALL ROUTE RACEWAY AS REQUIRED TO SUIT FIELD CONDITIONS.

Potsdam
THE STATE UNIVERSITY OF NEW YORK

Project:
SUCF Project No. 12283, Install Fiber Optic and Electronic Entrances (Card System), State University College at Potsdam

Engineer:
Lewis Engineering, P.C.

94 New Kameer Road
Suite 201
Albany, New York 12203
V (518) 427-7200
F (518) 427-7210
www.lewisengineeringpc.com

Architect:
Hamlin Design Group


163 Homestead Ave.
Albany, New York 12203
V (518) 724-5159
F (518) 320-8633
www.HamlinDesignGroup.com

Asbestos/Lead Consultant:
Adelaide Environmental Health Associates, Inc.

1511 Route 22, Suite C24
Brewster, New York 10509
V (845) 278-7710
F (845) 278-7750
www.Adelaidehc.com

Revisions:

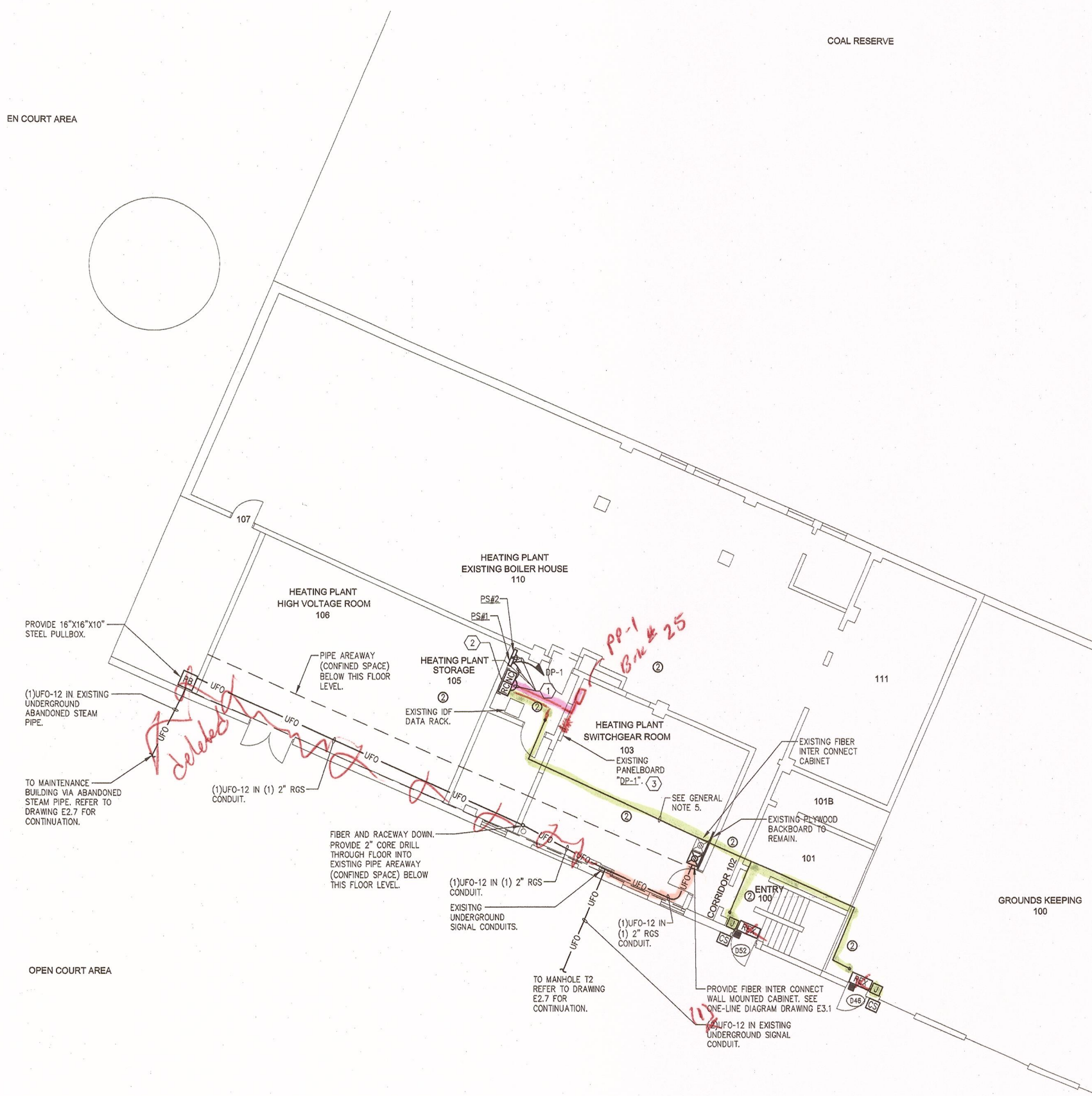
No.	Date	Issue
1	3/22/10	BID DOCUMENTS
2		
3		
4		
5		



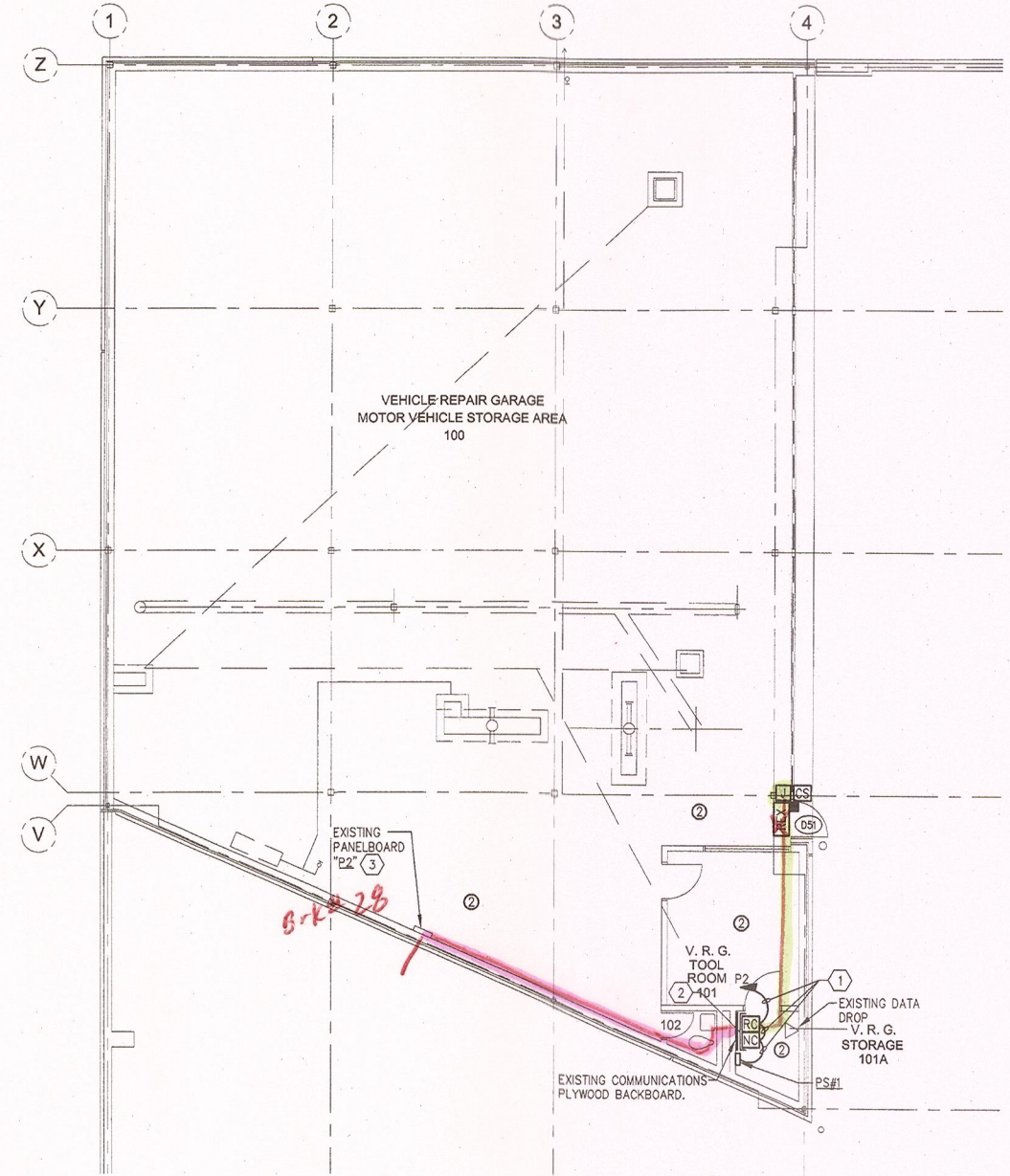
LE Project No. 07072
22 MARCH 10
Checked by: JAS

VEHICLE REPAIR & HEATING PLANT CARD ACCESS & FIBER SYSTEM PLAN

E1.59

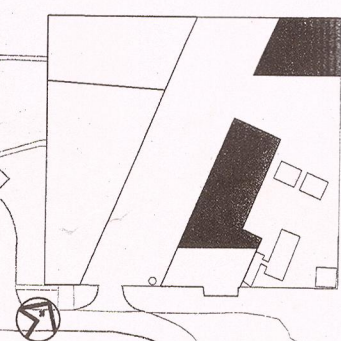


2 HEATING PLANT/GROUNDS BUILDING - CARD ACCESS & FIBER
E1.59 SCALE: 1/8"=1'-0"



1 VEHICLE REPAIR GARAGE - CARD ACCESS & FIBER
E1.59 SCALE: 1/8"=1'-0"

KEYPLAN NOT TO SCALE



EN COURT AREA

COAL RESERVE

111

GROUNDS KEEPING 100

PROVIDE 16"X16"X10" STEEL PULLBOX.

(1)UFO-12 IN EXISTING UNDERGROUND ABANDONED STEAM PIPE.

TO MAINTENANCE BUILDING VIA ABANDONED STEAM PIPE. REFER TO DRAWING E2.7 FOR CONTINUATION.

(1)UFO-12 IN (1) 2" RGS CONDUIT.

FIBER AND RACEWAY DOWN. PROVIDE 2" CORE DRILL THROUGH FLOOR INTO EXISTING PIPE AREAWAY (CONFINED SPACE) BELOW THIS FLOOR LEVEL.

(1)UFO-12 IN (1) 2" RGS CONDUIT. EXISTING UNDERGROUND SIGNAL CONDUITS.

TO MANHOLE T2 REFER TO DRAWING E2.7 FOR CONTINUATION.

PROVIDE FIBER INTER CONNECT WALL MOUNTED CABINET. SEE ONE-LINE DIAGRAM DRAWING E3.1

(1)UFO-12 IN EXISTING UNDERGROUND SIGNAL CONDUIT.

Handwritten notes:
PP-1
B.M. # 25

Handwritten note:
B.M. # 28



GENERAL NOTES

- REFER TO RAYMOND HALL FIBER OPTIC ONE-LINE DIAGRAM ON DRAWING E3.1 FOR FIBER CABLE QUANTITIES, TYPE AND NUMBER OF STRANDS.
- PROVIDE CORE DRILL THROUGH ALL WALL PENETRATIONS AND PROVIDE FIRESTOPPING.
- LINE INDICATES RACEWAY PATH AND IS SHOWN TO PROVIDE A PROBABLE ROUTE. LOCATION IS DIAGRAMATIC AND CONTRACTOR SHALL ROUTE RACEWAY AS REQUIRED TO SUIT FIELD CONDITIONS.

CEILING SCHEDULE

- ① GYPSUM BOARD
- ② NO CEILING - EXPOSED STRUCTURE
- ③ 1'X1' SPLINE CEILING TILES
- ④ CEMENTIOUS CEILING
- ⑤ NO CEILING - CONCRETE DECKING
- ⑥ 2'X2' LAY-IN ACOUSTICAL PANELS IN GRID
- ⑦ 2'X4' LAY-IN ACOUSTICAL PANELS IN GRID

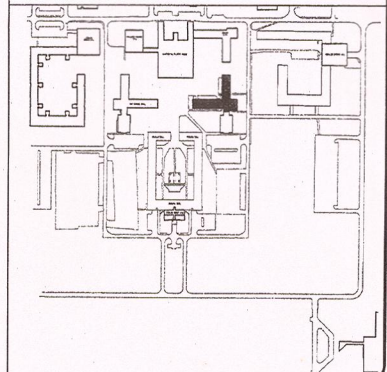
Revisions:

No.	Date	Issue
1	3/22/10	BID DOCUMENTS
2		
3		
4		
5		

Seal:



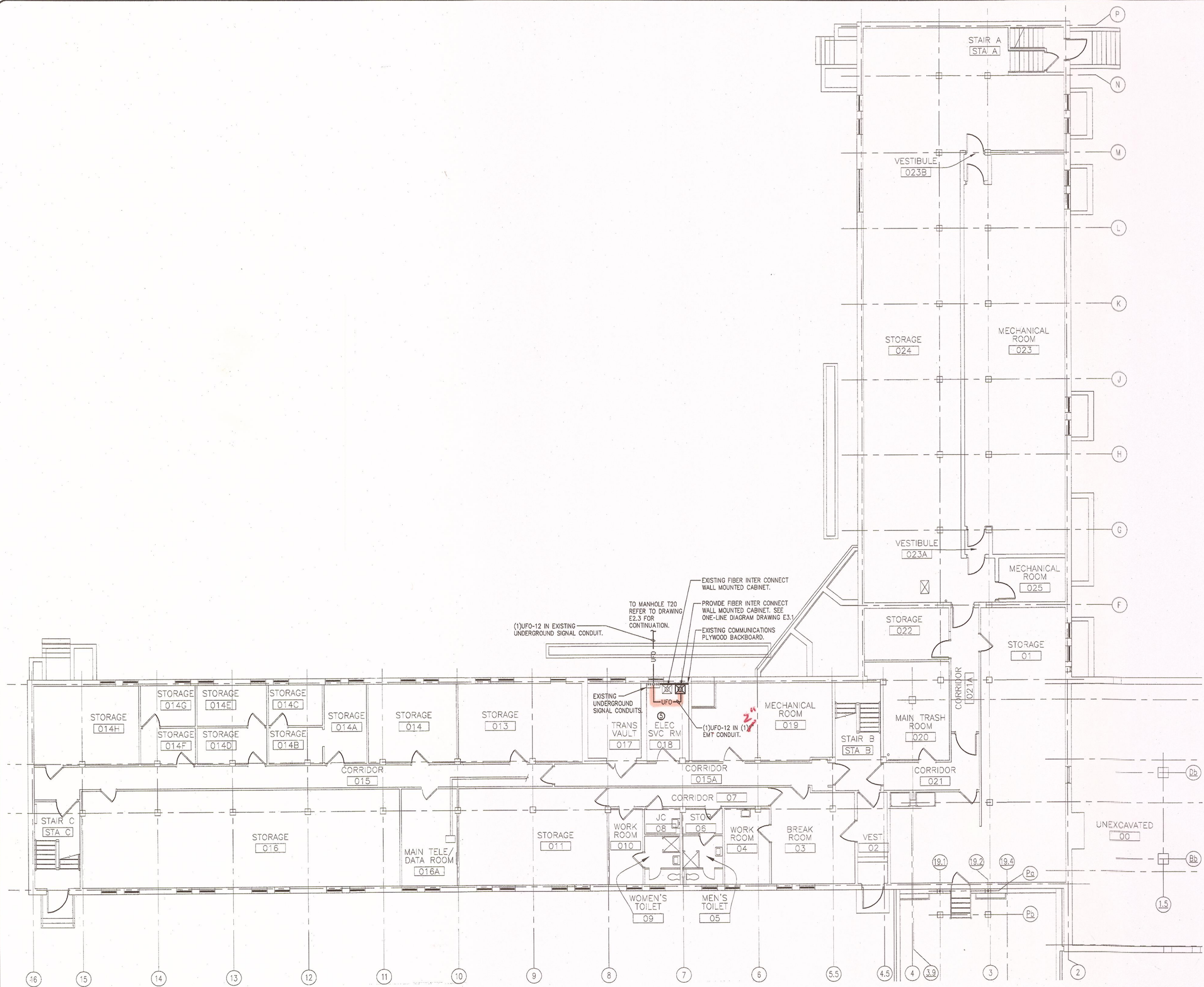
KEYPLAN NOT TO SCALE



22 MARCH 10 LE Project No. 07072
Checked by: JAS

**DRAIME HALL
PARTIAL BASEMENT
CARD ACCESS & FIBER
SYSTEM PLAN**

E1.60



1 DRAIME HALL PARTIAL BASEMENT - CARD ACCESS & FIBER
E1.60 SCALE: 1/8"=1'-0"

Project:
SUCF Project No. 12283, Install Fiber Optic and Electronic Entrances (Card System),
State University College at Potsdam

Engineer:
Lewis Engineering, P.C.

94 New Kamer Road
Suite 201
Albany, New York 12203
V (518) 427-7200
F (518) 427-7210
www.lewisengineeringpc.com

Architect:
Hamlin Design Group

143 Homestead Ave.
Albany, New York 12203
V (518) 724-5159
F (518) 320-8633
www.HamlinDesignGroup.com

Asbestos/Lead Consultant:
Adelaide Environmental Health Associates, Inc.


1511 Route 22, Suite C24
Brewster, New York 10509
V (845) 278-7710
F (845) 278-7750
www.AdelaideInc.com

GENERAL NOTES

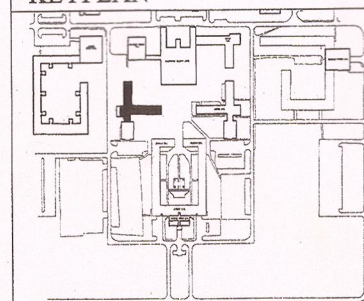
- REFER TO STOWELL HALL FIBER OPTIC ONE-LINE DIAGRAM ON DRAWING E3.2 FOR FIBER CABLE QUANTITIES, TYPE AND NUMBER OF STRANDS.
- PROVIDE CORE DRILL THROUGH ALL WALL PENETRATIONS AND PROVIDE FIRESTOPPING.

CEILING SCHEDULE	
1	GYPSUM BOARD
2	NO CEILING - EXPOSED STRUCTURE
3	1"x1" SPLINE CEILING TILES
4	CEMENTIOUS CEILING
5	NO CEILING - CONCRETE DECKING
6	2'x2' LAY-IN ACOUSTICAL PANELS IN GRID
7	2'x4' LAY-IN ACOUSTICAL PANELS IN GRID

Revisions:		
No.	Date	Issue
1	3/22/10	BID DOCUMENTS
2		
3		
4		
5		



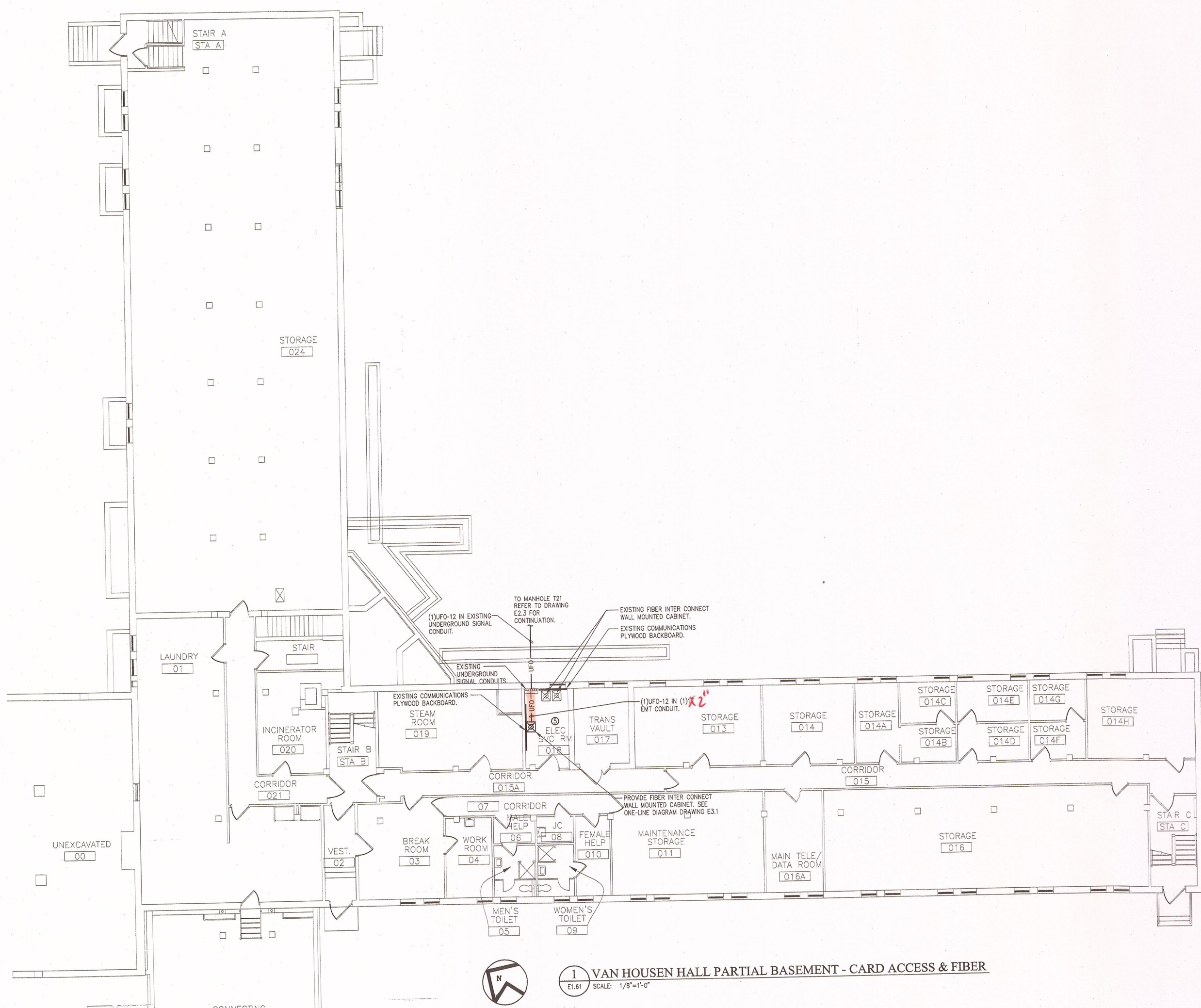
KEYPLAN NOT TO SCALE



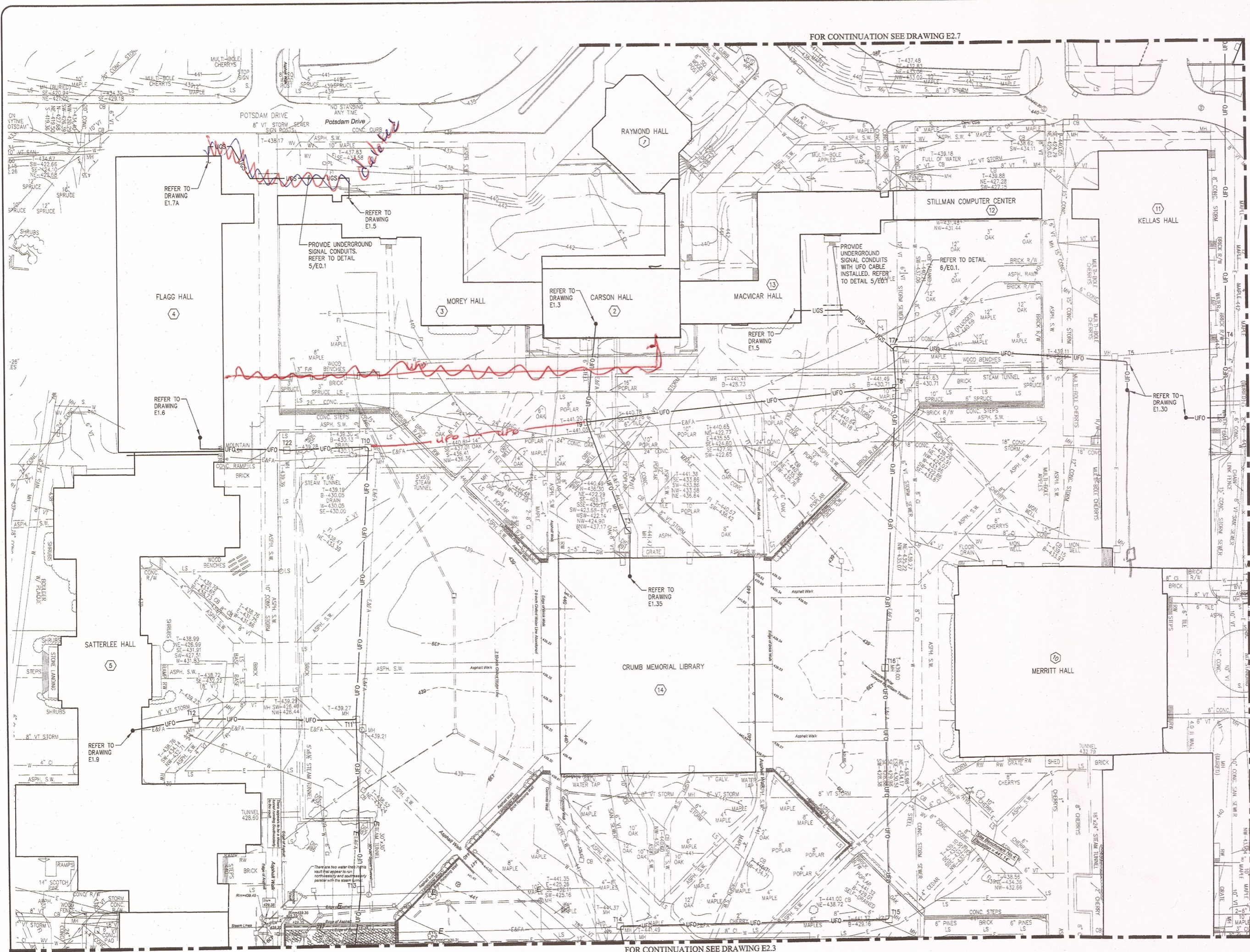
22 MARCH 10 LE Project No. 07072
Checked by: JAS

VAN HOUSEN HALL
PARTIAL BASEMENT
CARD ACCESS & FIBER
SYSTEM PLAN

E1.61



1 VAN HOUSEN HALL PARTIAL BASEMENT - CARD ACCESS & FIBER
E1.61 SCALE: 1/8"=1'-0"



FOR CONTINUATION SEE DRAWING E2.7

FOR CONTINUATION SEE DRAWING E2.3

BUILDING TAG

- 1 RAYMOND HALL
- 2 CARSON HALL
- 3 MOREY HALL
- 4 FLAG HALL
- 5 SATTERLEE HALL
- 6 BRAINERD HALL
- 7 DUNN HALL
- 8 STOWELL HALL
- 9 TIERMAN HALL
- 10 MERRIT HALL
- 11 KELLAS HALL
- 12 STILLMAN COMPUTER CENTER
- 13 MAC VICAR HALL
- 14 CRUMB MEMORIAL LIBRARY
- 15 BARRINGTON STUDENT UNION
- 16 SISSON HALL
- 17 THATCHER DINING HALL
- 18 LEHMAN DINING HALL
- 19 BOWMAN DINING HALL
- 20 MAXCY HALL
- 21 KNOWLES DINING HALL
- 22 BISHOP HALL
- 23 H.M. HOSMER CONCERT HALL
- 24 SCHUETTE HALL
- 25 SNELL MUSIC THEATER
- 26 CRANE MUSIC CENTER
- 27 MAINTENANCE BUILDING
- 28 CENTRAL PRINTING SERVICES
- 29 VEHICLE REPAIR GARAGE
- 30 HEATING PLANT
- 31 GROUNDS BUILDING
- 32 DRAIME HALL
- 33 VAN HUSEN HALL

Potsdam
THE STATE UNIVERSITY OF NEW YORK

Project:
SUCF Project No. 12283, Install Fiber Optic and Electronics (Card System), State University College at Potsdam

Engineer:
Lewis Engineering, P.C.

94 New Kame Road
Suite 201
Albany, New York 12203
V (518) 427-7200
F (518) 427-7210
www.lewisengr.com

Architect:
Hamlin Design Group


163 Homestead Ave.
Albany, New York 12203
V (518) 724-5159
F (518) 320-8633
www.HamlinDesignGroup.com

Asbestos/Lead Consultant:
Adelaide Environmental Health Associates, Inc.

1511 Route 22, Suite C24
Brookster, New York 10509
V (845) 278-7710
F (845) 278-7750
www.Adelaide.com

Revisions:

No.	Date	Issue
1	3/22/10	BID DOCUMENTS
2		
3		
4		
5		



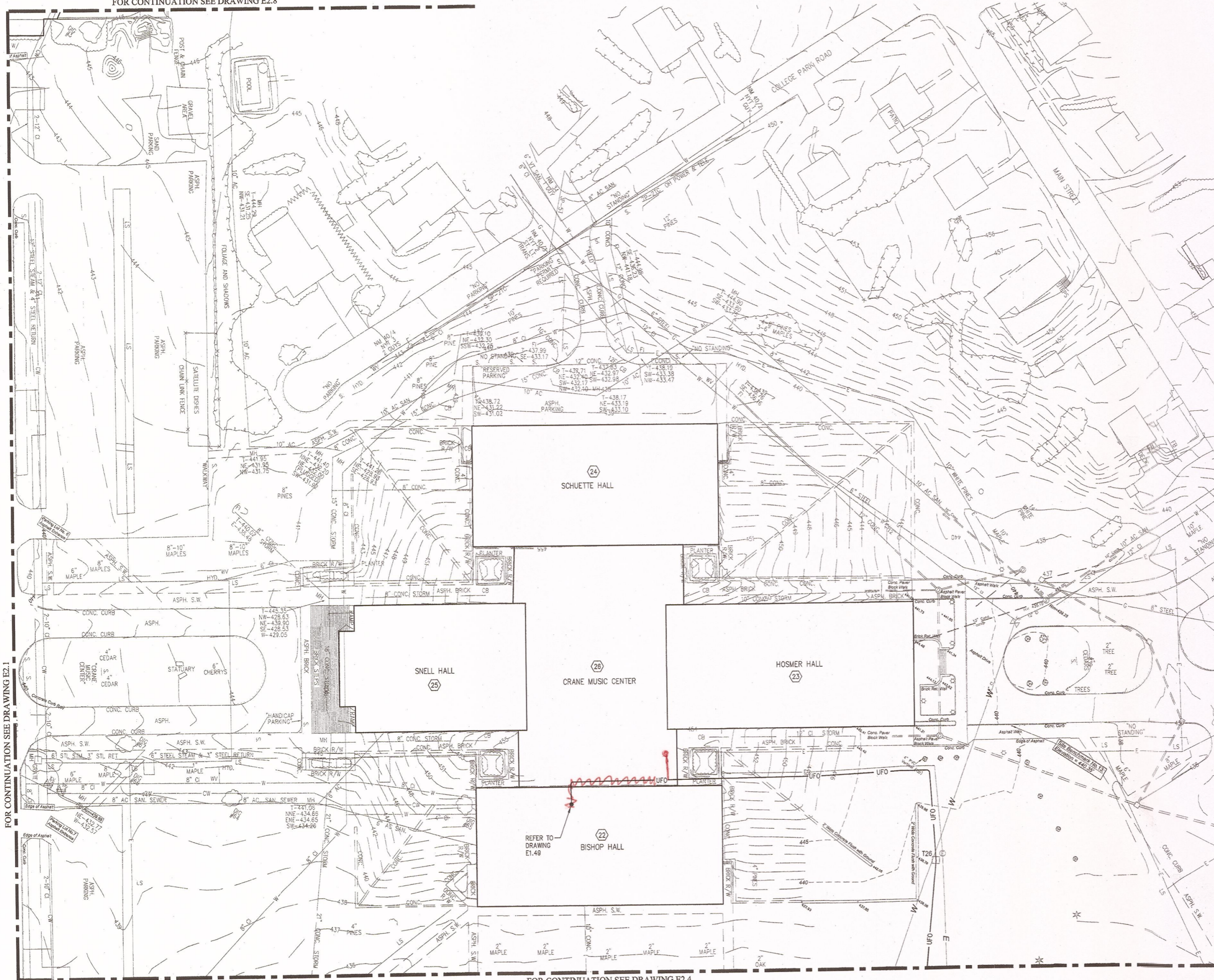
22 MARCH 10 LE Project No. 07072
Checked by: JAS

FIBER OPTIC CABLE SITE PLAN

E2.1

1 FIBER OPTIC CABLE SITE PLAN
E2.1 SCALE: 1"=40'

FOR CONTINUATION SEE DRAWING E2.8



FOR CONTINUATION SEE DRAWING E2.4

BUILDING TAG

- 1 RAYMOND HALL
- 2 CARSON HALL
- 3 MOREY HALL
- 4 FLAGG HALL
- 5 SATTERLEE HALL
- 6 BRAINERD HALL
- 7 DUNN HALL
- 8 STOWELL HALL
- 9 TIMMERMAN HALL
- 10 MERRIT HALL
- 11 KELLAS HALL
- 12 STILLMAN COMPUTER CENTER
- 13 MAC VICAR HALL
- 14 CRUMB MEMORIAL LIBRARY
- 15 BARRINGTON STUDENT UNION
- 16 SISSON HALL
- 17 THATCHER DINING HALL
- 18 LEHMAN DINING HALL
- 19 BOWMAN DINING HALL
- 20 MAXCY HALL
- 21 KNOWLES DINING HALL
- 22 BISHOP HALL
- 23 H.M. HOSMER CONCERT HALL
- 24 SCHUETTE HALL
- 25 SNELL MUSIC THEATER
- 26 CRANE MUSIC CENTER
- 27 MAINTENANCE BUILDING
- 28 CENTRAL PRINTING SERVICES
- 29 VEHICLE REPAIR GARAGE
- 30 HEATING PLANT
- 31 GROUNDS BUILDING
- 32 DRAME HALL
- 33 VAN HOUSEN HALL



Project:
SUCF Project No. 12283, Install Fiber Optic and Electronic Entrances (Card System), State University College at Potsdam


Engineer:
 Lewis Engineering, P.C.
 94 New Karner Road
 Suite 201
 Albany, New York 12203
 V (518) 427-7200
 F (518) 427-7210
 www.lewisengineeringpc.com

Architect:
 Hamlin Design Group
 163 Homestead Ave.
 Albany, New York 12203
 V (518) 724-5159
 F (518) 320-6633
 www.HamlinDesignGroup.com

Asbestos/Lead Consultant:
 Adelaide Environmental Health Associates, Inc.
 1511 Route 22, Suite C24
 Brewster, New York 10509
 V (845) 278-7710
 F (845) 278-7750
 www.Adelaideinc.com

Revisions:

No.	Date	Issue
1	3/22/10	BID DOCUMENTS
2		
3		
4		
5		



22 MARCH 10 107072
 Checked by: JAS

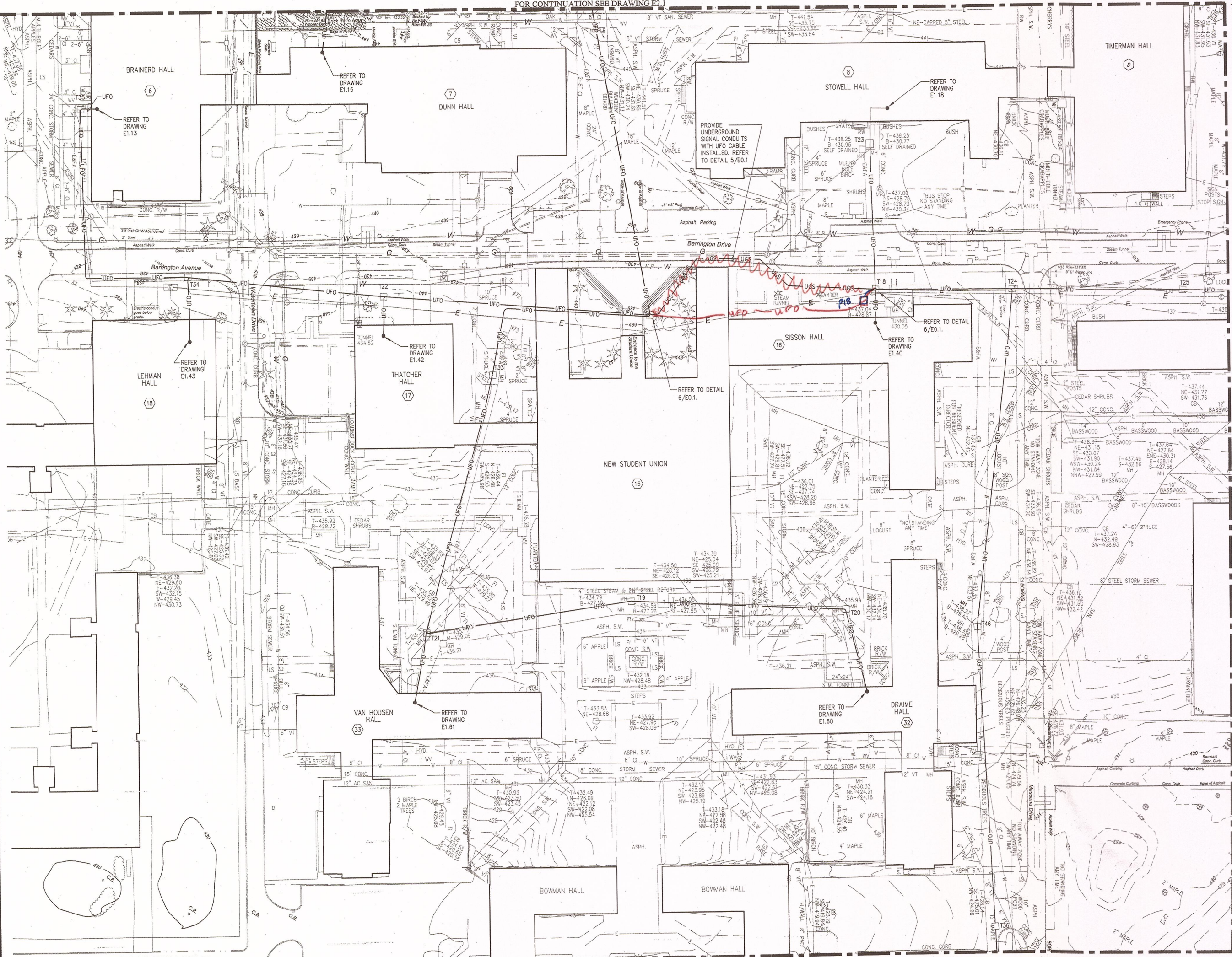
FIBER OPTIC CABLE SITE PLAN



1 FIBER OPTIC CABLE SITE PLAN
 E2.2 SCALE: 1"=40'

FOR CONTINUATION SEE DRAWING E2.1

BUILDING TAG



- 1 RAYMOND HALL
- 2 CARSON HALL
- 3 MOREY HALL
- 4 FLAGG HALL
- 5 SATTERLEE HALL
- 6 BRAINERD HALL
- 7 DUNN HALL
- 8 STOWELL HALL
- 9 MERRIT HALL
- 10 THERMAN HALL
- 11 KELLAS HALL
- 12 STILLMAN COMPUTER CENTER
- 13 MAC VICAR HALL
- 14 CRUMS MEMORIAL LIBRARY
- 15 BARRINGTON STUDENT UNION
- 16 SISSON HALL
- 17 THATCHER DINING HALL
- 18 LEHMAN DINING HALL
- 19 BOWMAN DINING HALL
- 20 MAXCY HALL
- 21 KNOWLES DINNING HALL
- 22 BISHOP HALL
- 23 H.M. HOSMER CONCERT HALL
- 24 SCHUETTE HALL
- 25 SNELL MUSIC THEATER
- 26 CRANE MUSIC CENTER
- 27 MAINTENANCE BUILDING
- 28 CENTRAL PRINTING SERVICES
- 29 VEHICLE REPAIR GARAGE
- 30 HEATING PLANT
- 31 GROUNDS BUILDING
- 32 DRAIME HALL
- 33 VAN HOUSEN HALL

Potsdam
THE STATE UNIVERSITY OF NEW YORK

Project:
SUCF Project No. 12283, Install Fiber Optic and Electronic Entrances (Card System), State University College at Potsdam

Engineer:
Lewis Engineering, P.C.
94 New Kama Road
Suite 201
Albany, New York 12203
V (518) 427-7200
F (518) 427-7210
www.lewisengineeringpc.com

Architect:
Hamlin Design Group
163 Homestead Ave.
Albany, New York 12203
V (518) 724-5159
F (518) 320-8633
www.HamlinDesignGroup.com

Asbestos/Lead Consultant:
Adelaide Environmental Health Associates, Inc.
1511 Route 22, Suite C24
Brewster, New York 10509
V (845) 278-7710
F (845) 278-7750
www.Adelaideinc.com

Revisions:

No.	Date	Issue
1	3/22/10	BID DOCUMENTS
2		
3		
4		
5		



22 MARCH 10 LE Project No. 07072
Checked by: JAS

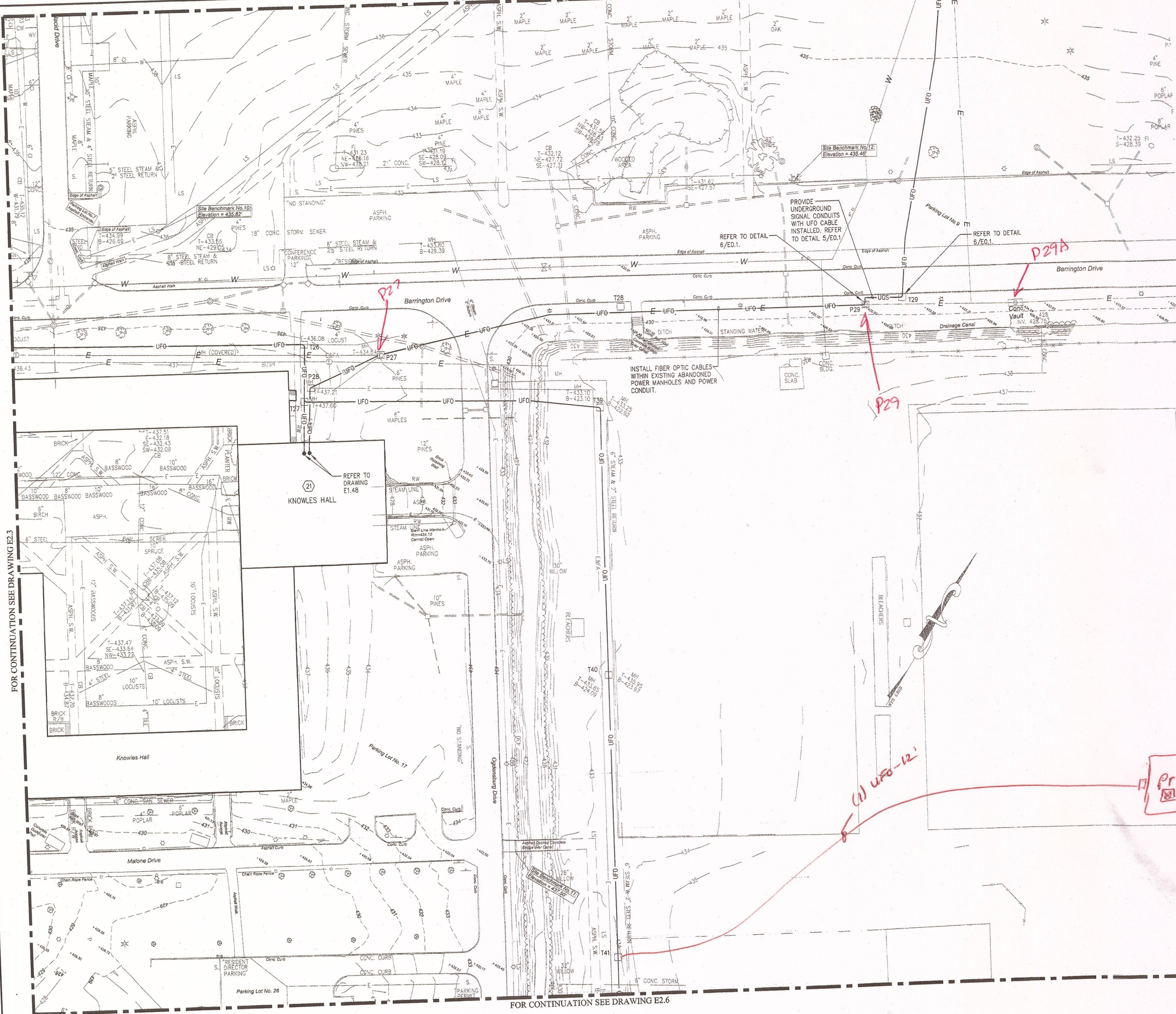
FIBER OPTIC CABLE SITE PLAN

E2.3

FOR CONTINUATION SEE DRAWING E2.5

FOR CONTINUATION SEE DRAWING E2.4

FOR CONTINUATION SEE DRAWING E2.2



- 1 RAYMOND HALL
- 2 CARSON HALL
- 3 MOREY HALL
- 4 FLAGG HALL
- 5 SATTERLEE HALL
- 6 BRAINERED HALL
- 7 DUNN HALL
- 8 STOWELL HALL
- 9 TIMMERMAN HALL
- 10 MERRILL HALL
- 11 KELLAS HALL
- 12 STILLMAN COMPUTER CENTER
- 13 MAC VICAR HALL
- 14 CRUMB MEMORIAL LIBRARY
- 15 BARRINGTON STUDENT UNION
- 16 SISSON HALL
- 17 THATCHER DINING HALL
- 18 LEHMAN DINING HALL
- 19 BOWMAN DINING HALL
- 20 MAXCY HALL
- 21 KNOWLES DINNING HALL
- 22 BISHOP HALL
- 23 H.M. HOSMER CONCERT HALL
- 24 SCHUETTE HALL
- 25 SNELL MUSIC THEATER
- 26 CRANE MUSIC CENTER
- 27 MAINTENANCE BUILDING
- 28 CENTRAL PRINTING SERVICES
- 29 VEHICLE REPAIR GARAGE
- 30 HEATING PLANT
- 31 GROUNDS BUILDING
- 32 DRAME HALL
- 33 VAN HOUSEN HALL



Project:
SUCF Project No. 12283, Install Fiber Optic and Electronic Entrances (Card System), State University College at Potsdam

Engineer:
 Lewis Engineering, P.C.

94 New Komer Road
 Suite 201
 Albany, New York 12203
 V (518) 427-7200
 F (518) 427-7210
 www.lewisengineeringpc.com

Architect:
 Hamlin Design Group

163 Homestead Ave.
 Albany, New York 12203
 V (518) 724-5159
 F (518) 320-8633
 www.HamlinDesignGroup.com

Asbestos/Lead Consultant:
 Adelaide Environmental Health Associates, Inc.

1511 Route 22, Suite C24
 Brewster, New York 10509
 V (845) 278-7710
 F (845) 278-7750
 www.AdelaideInc.com

Revisions:

No.	Date	Issue
1	3/22/10	BID DOCUMENTS
2		
3		
4		
5		

Seal:



22 MARCH 10 I.E. Proj
 Checked by: JAS 070

FIBER OPTIC CABLE
 SITE PLAN

E2.4

1 FIBER OPTIC CABLE SITE PLAN
 E2.4 SCALE: 1"=40'

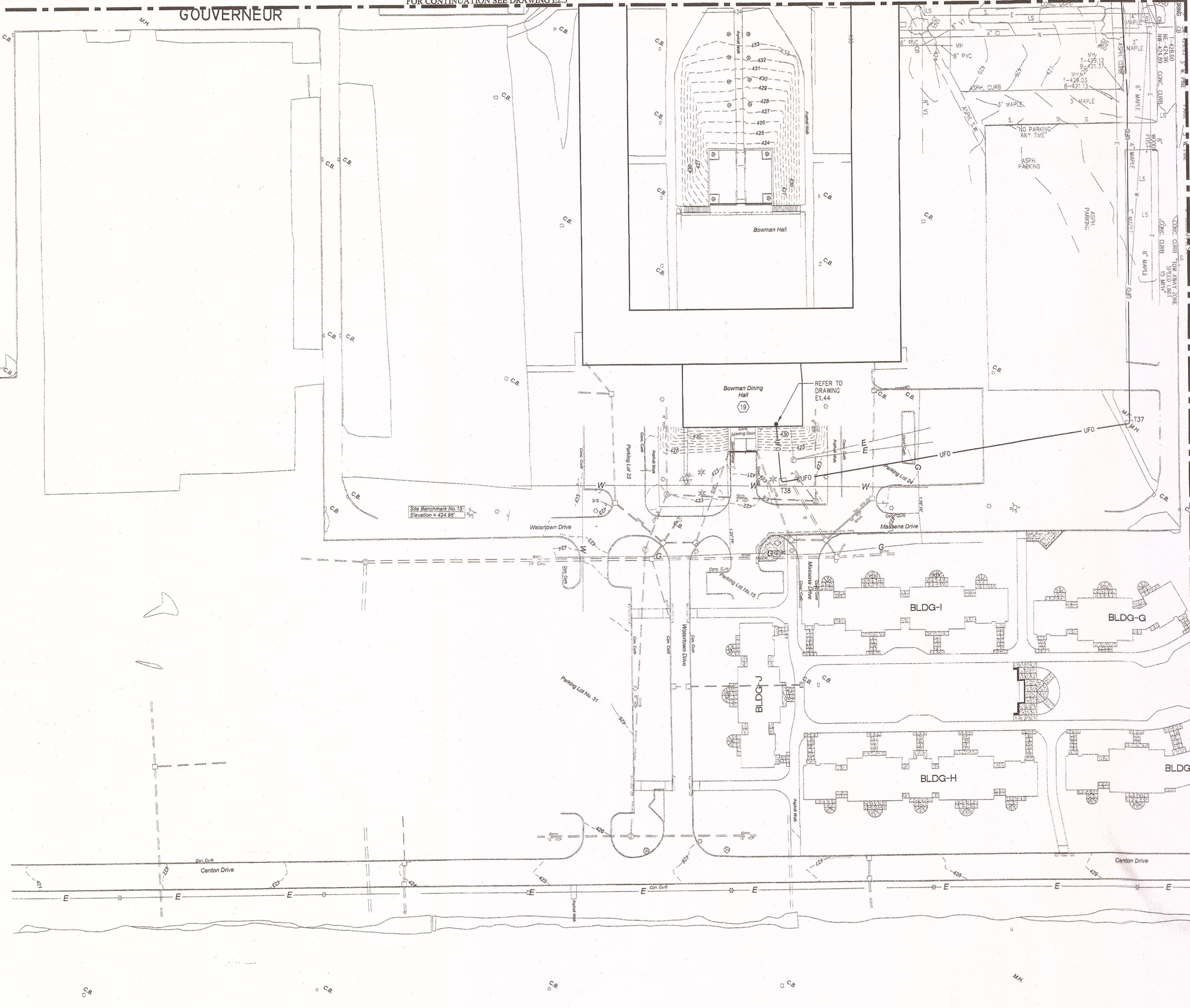


FOR CONTINUATION SEE DRAWING E2.3

FOR CONTINUATION SEE DRAWING E2.6

FOR CONTINUATION SEE DRAWING E2.3

GOUVERNEUR



BUILDING TAG

- 1 RAYMOND HALL
- 2 CARSON HALL
- 3 MOREY HALL
- 4 FLAGG HALL
- 5 SATTERLEE HALL
- 6 BRAINERD HALL
- 7 DUNN HALL
- 8 STOWELL HALL
- 9 TIMMERMAN HALL
- 10 MERRIT HALL
- 11 KELLAS HALL
- 12 STILLMAN COMPUTER CENTER
- 13 MAC VICAR HALL
- 14 CRUMB MEMORIAL LIBRARY
- 15 BARRINGTON STUDENT UNION
- 16 SISSON HALL
- 17 THATCHER DINING HALL
- 18 LEHMAN DINING HALL
- 19 BOWMAN DINING HALL
- 20 MAXCY HALL
- 21 KNOWLES DINING HALL
- 22 BISHOP HALL
- 23 H.M. HOSMER CONCERT HALL
- 24 SCHUETTE HALL
- 25 SNELL MUSIC THEATER
- 26 CRANE MUSIC CENTER
- 27 MAINTENANCE BUILDING
- 28 CENTRAL PRINTING SERVICES
- 29 VEHICLE REPAIR GARAGE
- 30 HEATING PLANT
- 31 GROUNDS BUILDING
- 32 DRAME HALL
- 33 VAN HOUSEN HALL

FOR CONTINUATION SEE DRAWING E2.6



Project:
SUCF Project No. 12283, Install Fiber Optic and Electronic Entrances (Card System),
State University College at Potsdam


Engineer:
 Lewis Engineering, P.C.
 94 New Karner Road
 Suite 201
 Albany, New York 12203
 V (518) 427-7200
 F (518) 427-7210
 www.lewisengineeringpc.com

Architect:
 Homlin Design Group
 143 Homestead Ave.
 Albany, New York 12203
 V (518) 724-5159
 F (518) 320-8633
 www.HomlinDesignGroup.com

Asbestos/Lead Consultant:
 Adelaide Environmental Health Associates, Inc.
 1511 Route 22, Suite C24
 Brewster, New York 10509
 V (845) 278-7710
 F (845) 278-7750
 www.Adelaideehc.com

Revisions:

No.	Date	Issue
1	3/22/10	BID DOCUMENTS
2		
3		
4		
5		



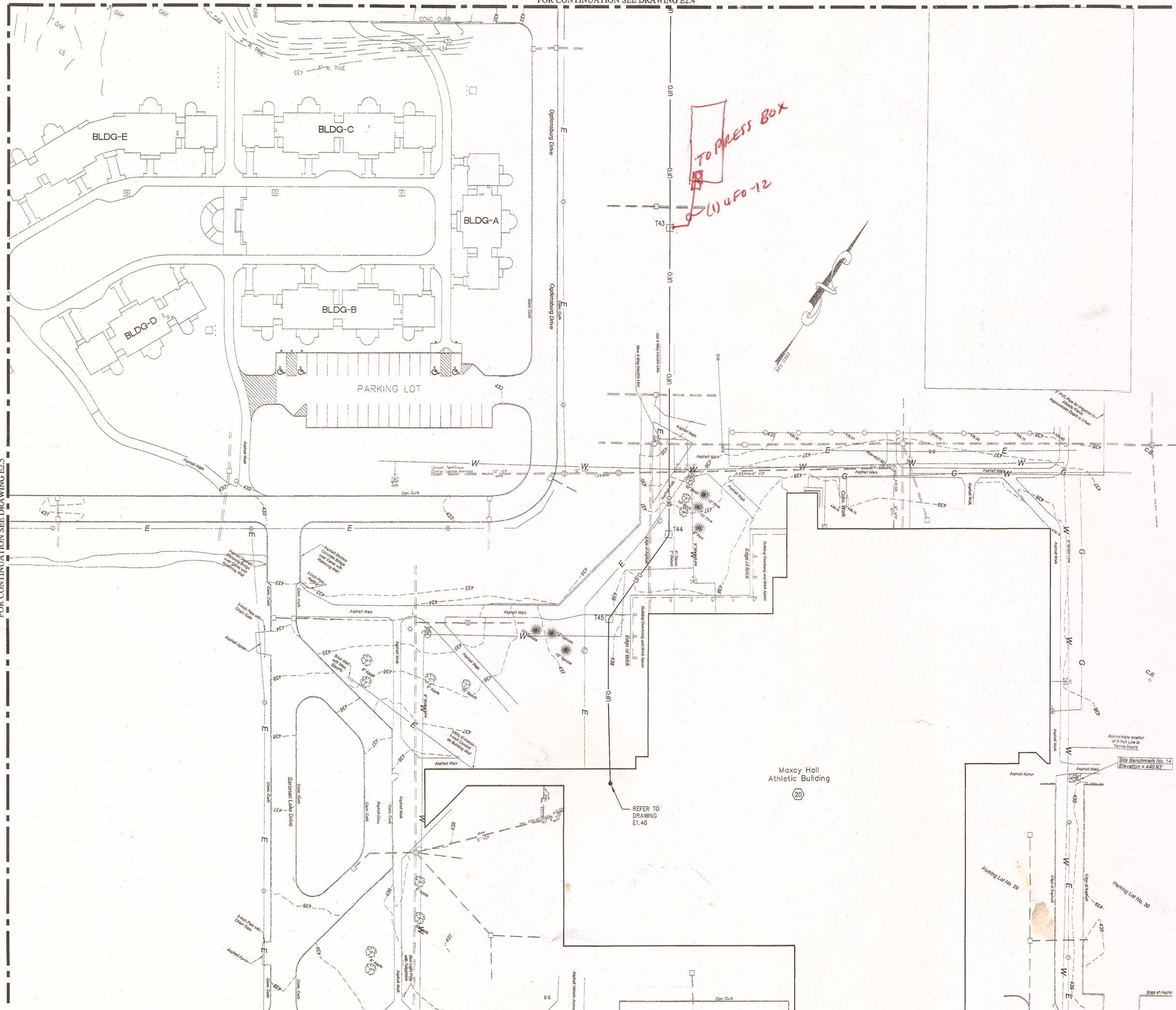
22 MARCH 10
 Checked by: JAS
 LE Project No. 07072

FIBER OPTIC CABLE SITE PLAN

E2.5



1 FIBER OPTIC CABLE SITE PLAN
 E2.5 SCALE: 1"=40'



BUILDING TAG

- 1 RAYMOND HALL
- 2 CARSON HALL
- 3 MOREY HALL
- 4 FLAGG HALL
- 5 SATTERLEE HALL
- 6 BRAINERED HALL
- 7 DUNN HALL
- 8 STOWELL HALL
- 9 TIMERMAN HALL
- 10 MERRIT HALL
- 11 KELLAS HALL
- 12 STILLMAN COMPUTER CENTER
- 13 MAC VICAR HALL
- 14 CRUMB MEMORIAL LIBRARY
- 15 BARRINGTON STUDENT UNION
- 16 SISSON HALL
- 17 THATCHER DINING HALL
- 18 LEHMAN DINING HALL
- 19 BOWMAN DINING HALL
- 20 MAXCY HALL
- 21 KNOWLES DINNING HALL
- 22 BISHOP HALL
- 23 H.M. HOSMER CONCERT HALL
- 24 SCHUETTE HALL
- 25 SNELL MUSIC THEATER
- 26 CRANE MUSIC CENTER
- 27 MAINTENANCE BUILDING
- 28 CENTRAL PRINTING SERVICES
- 29 VEHICLE REPAIR GARAGE
- 30 HEATING PLANT
- 31 GROUNDS BUILDING
- 32 DRAIME HALL
- 33 VAN HOUSEN HALL



Project:
SUCF Project No. 12283, Install Fiber Optic and Electronic Entrances (Card System), State University College at Potsdam

Engineer:
 Lewis Engineering, P.C.

94 New Komer Road
 Suite 201
 Albany, New York 12203
 V (518) 427-7200
 F (518) 427-7210
 www.lewisengineeringpc.com


Architect:
 Hamlin Design Group

163 Homestead Ave.
 Albany, New York 12203
 V (518) 724-5159
 F (518) 320-8433
 www.HamlinDesignGroup.com

Asbestos/Lead Consultant:
 Adelaide Environmental Health Associates, Inc.
 1511 Route 22, Suite C24
 Brewster, New York 10509
 V (845) 278-7710
 F (845) 278-7750
 www.AdelaideILC.com

Revisions:

No.	Date	Issue
1	3/22/10	BID DOCUMENTS
2		
3		
4		
5		



22 MARCH 10 LE Project No. 07072
 Checked by: JAS

FIBER OPTIC CABLE SITE PLAN

1 FIBER OPTIC CABLE SITE PLAN
 E2.6 SCALE: 1"=40'