

Project:
SUCF Project No. 12283, Install Fiber Optic and Electronic Entrances (Card System), State University College at Potsdam

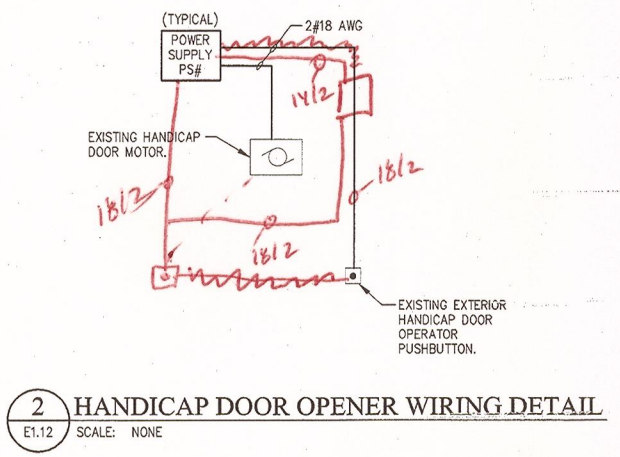
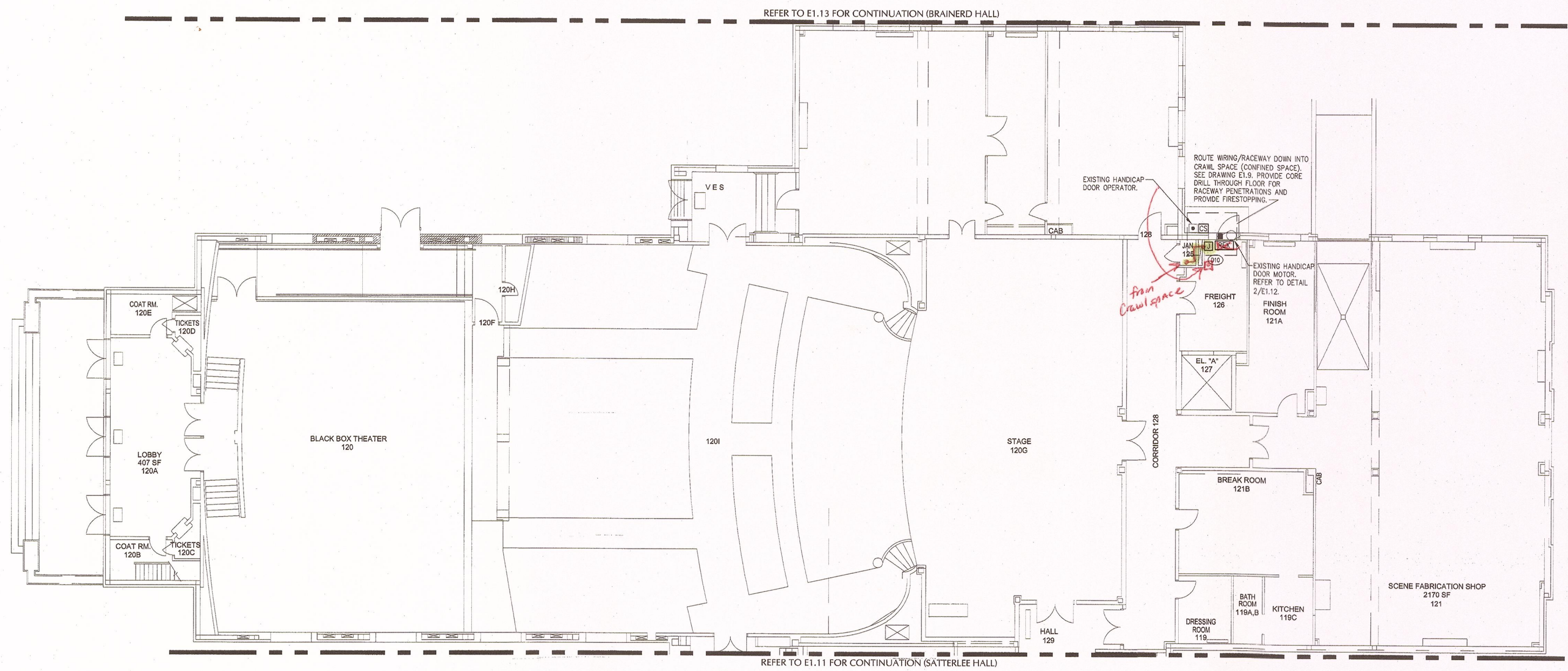
Engineer:
Lewis Engineering, P.C.
94 New Kamer Road
Suite 201
Albany, New York 12203
V (518) 427-7200
F (518) 427-7210
www.lewisengineeringpc.com

Architect:
Hamlin Design Group
163 Homestead Ave.
Albany, New York 12203
V (518) 724-5159
F (518) 320-8633
www.HamlinDesignGroup.com

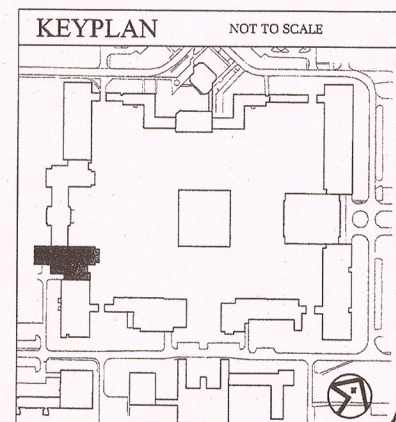
Asbestos/Lead Consultant:
Adelaide Environmental Health Associates, Inc.
1511 Route 22, Suite C24
Brewster, New York 10509
V (845) 278-7710
F (845) 278-7750
www.Adelaideeh.com

GENERAL NOTES

1. PROVIDE ALL SECURITY DEVICES SHOWN AND ITS ASSOCIATED SYSTEM WIRING, UON.
2. REFER TO CARD ACCESS SYSTEM RISER DIAGRAM ON DRAWING E0.3. FOR WIRING REQUIREMENTS.
3. ALL LOW VOLTAGE CARD ACCESS SYSTEM WIRING MAY OCCUPY A COMMON RACEWAY. ALL 120 VOLT POWER WIRING SHALL BE INSTALLED IN SEPERATE RACEWAY FROM LOW VOLTAGE SYSTEM WIRING.
4. REFER TO RAYMOND HALL FIBER OPTIC ONE-LINE DIAGRAM ON DRAWING E3.1 FOR FIBER CABLE QUANTITIES, TYPE AND NUMBER OF STRANDS.




1 SATTERLEE HALL PARTIAL FIRST FLOOR - CARD ACCESS & FIBER
E1.12 SCALE: 1/8"=1'-0"



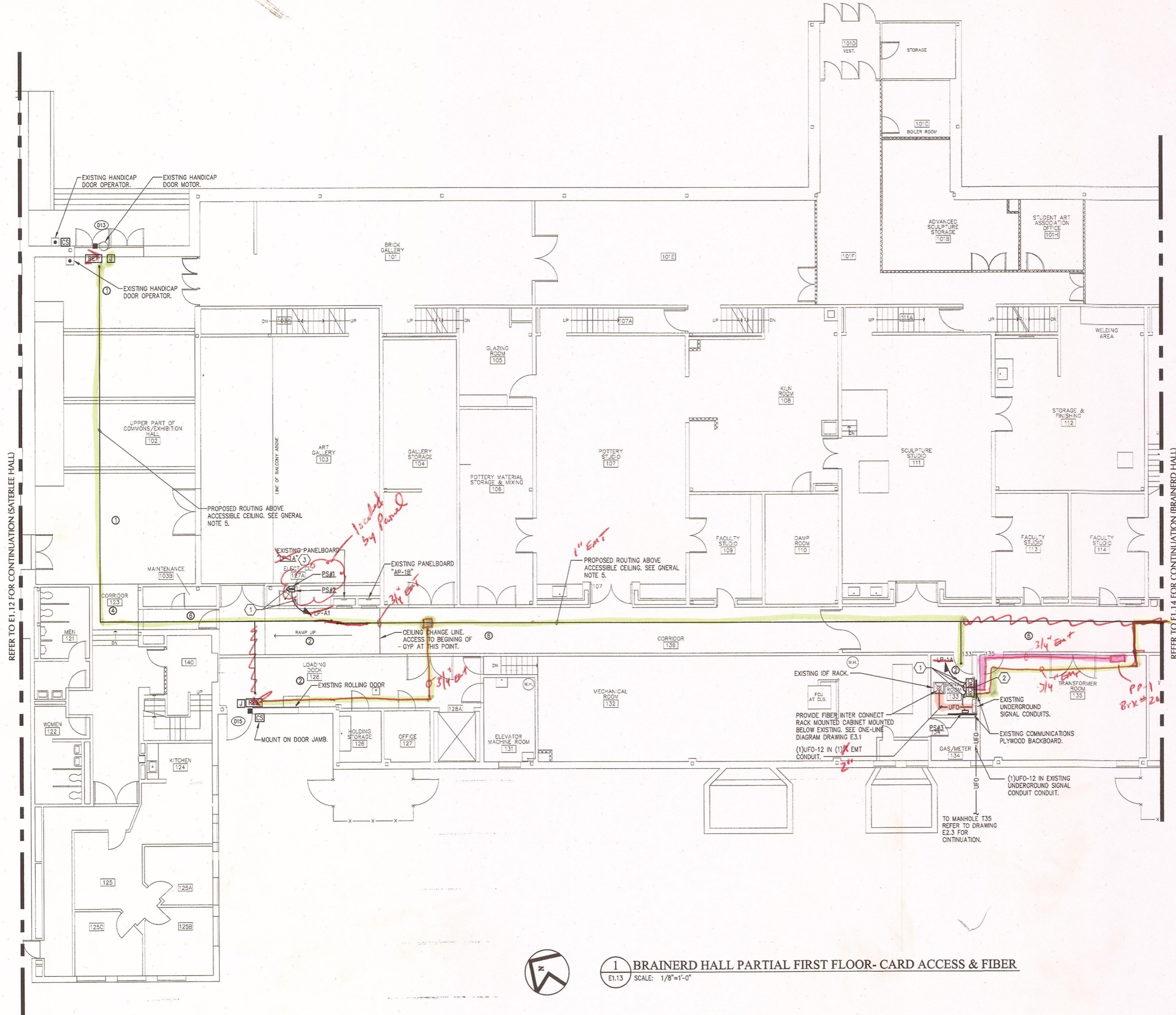
Revisions:

No.	Date	Issue
1	3/22/10	BID DOCUMENTS
2		
3		
4		
5		



22 MARCH 10 LE Project No. 07072
Checked by: JAS

SATTERLEE HALL
PARTIAL FIRST FLOOR
CARD ACCESS & FIBER
SYSTEM PLAN



REFER TO E1.12 FOR CONTINUATION (SATERLEE HALL)

REFER TO E1.14 FOR CONTINUATION (BRANNERD HALL)

KEYED NOTES

- ① PROVIDE BRANCH CIRCUIT WIRING 2#12AWG, 1#12AWG EGC IN RACEWAY TO PANELBOARD DESIGNATED.
- ② PROVIDE NEMA 1, WALL MOUNTED, KEY LOCKABLE CABINET, SIZE TO ACCOMMODATE (RC) DOOR CONTROLLERS AND (NC) NETWORK CONTROLLERS SHOWN WITHIN SPACE. SECURELY MOUNT CABINET TO WALL PROVIDING ALL SUPPORTING MEANS. ALL SYSTEM AND POWER WIRING EXITING CABINET SHALL BE INSTALLED WITHIN RESPECTIVE RACEWAY TYPE.
- ③ PROVIDE (1) 20 AMP, SINGLE POLE BRANCH CIRCUIT BREAKERS INSTALLED WITHIN EXISTING PANELBOARD "UP-1A" & IN "AP-1B" CIRCUIT BREAKERS TO BE COMPLETELY COMPATIBLE WITH EXISTING PANEL MANUFACTURER AND BE UL LISTED FOR INSTALLATION WITHIN.

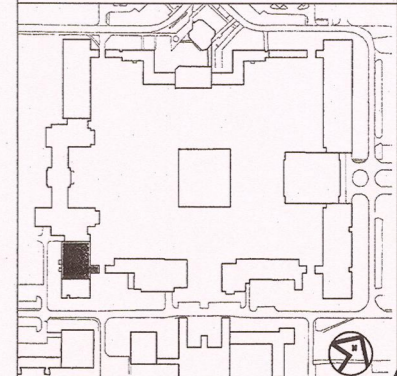
GENERAL NOTES

1. PROVIDE ALL SECURITY DEVICES SHOWN AND ITS ASSOCIATED SYSTEM WIRING, UON.
2. REFER TO CARD ACCESS SYSTEM RISER DIAGRAM ON DRAWING E0.4. FOR WIRING REQUIREMENTS.
3. ALL LOW VOLTAGE CARD ACCESS SYSTEM WIRING MAY OCCUPY A COMMON RACEWAY. ALL 120 VOLT POWER WIRING SHALL BE INSTALLED IN SEPARATE RACEWAY FROM LOW VOLTAGE SYSTEM WIRING.
4. REFER TO STOWELL HALL FIBER OPTIC ONE-LINE DIAGRAM ON DRAWING E3.2 FOR FIBER CABLE QUANTITIES, TYPE AND NUMBER OF STRANDS.
5. LINE INDICATES RACEWAY PATH AND IS SHOWN TO PROVIDE A PROBABLE ROUTE. LOCATION IS DIAGRAMATIC AND CONTRACTOR SHALL ROUTE RACEWAY AS REQUIRED TO SUIT FIELD CONDITIONS.
6. REMOVE AND REINSTALL ACOUSTICAL CEILING TILES TO COMPLETE WORK WHERE APPLICABLE. REPLACE ANY CEILING TILES DAMAGED DURING CONSTRUCTION OF PERFORMING THIS WORK. PROVIDE CEILING TILES OF SAME MAKE, COLOR AND MATERIAL AS EXISTING TILES. SUBMIT TILE SAMPLE FOR REVIEW AND APPROVAL.
7. PROVIDE CORE DRILL THROUGH ALL WALL PENETRATIONS AND PROVIDE FIRESTOPPING.

CEILING SCHEDULE

- ① GYPSUM BOARD
- ② NO CEILING - EXPOSED STRUCTURE
- ③ 1'X1' SPLINE CEILING TILES
- ④ CEMENTIOUS CEILING
- ⑤ NO CEILING - CONCRETE DECKING
- ⑥ 2'X2' LAY-IN ACOUSTICAL PANELS IN GRID
- ⑦ 2'X4' LAY-IN ACOUSTICAL PANELS IN GRID

KEYPLAN NOT TO SCALE



1 BRANNERD HALL PARTIAL FIRST FLOOR- CARD ACCESS & FIBER
E1.13 SCALE: 1/8"=1'-0"



Project:
SUCF Project No. 12283, Install Fiber Optic and Electronic Entrances (Card System),
State University
College at
Potsdam

Engineer:
Lewis Engineering, P.C.

94 New Karner Road
Suite 201
Albany, New York 12203
V (518) 427-7200
F (518) 427-7210
www.lewisengineeringpc.com

Architect:
Hamlin Design Group


143 Homestead Ave.
Albany, New York 12203
V (518) 724-5159
F (518) 320-8633
www.HamlinDesignGroup.com

Asbestos/Lead Consultant:
Adelaide Environmental Health Associates, Inc.

1511 Route 22, Suite C24
Broster, New York 10509
V (845) 278-7710
F (845) 278-7750
www.Adelaideinc.com

Revisions:

No.	Date	Issue
1	3/22/10	BID DOCUMENTS
2		
3		
4		
5		



22 MARCH 10 LE Project No. 07072
Checked by: JAS

BRANNERD HALL PARTIAL FIRST FLOOR CARD ACCESS & FIBER SYSTEM PLAN

E1.13

Project:
SUCF Project No. 12283, Install Fiber Optic and Electronic Entrances (Card System),
State University College at Potsdam

Engineer:
Lewis Engineering, P.C.

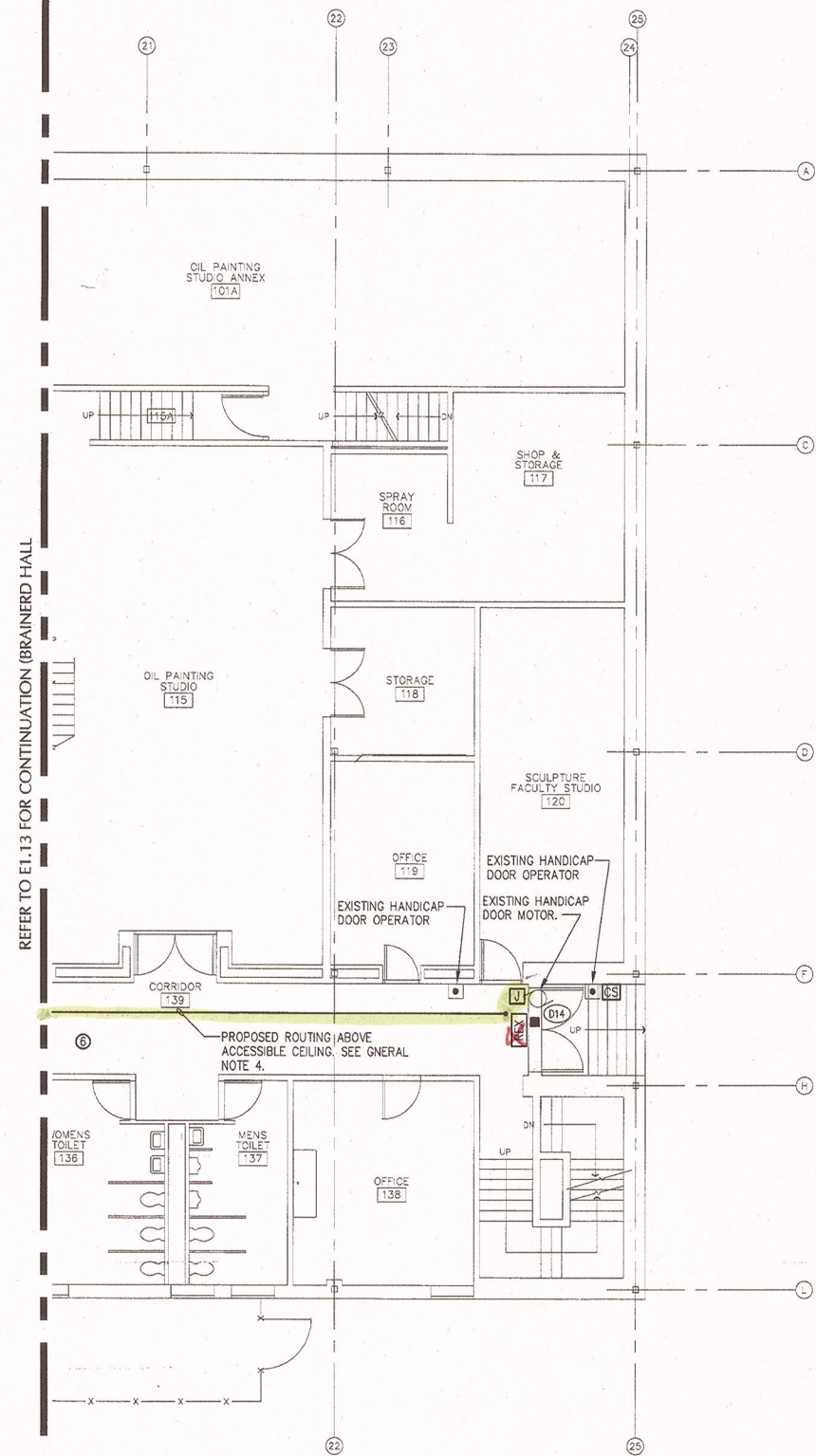
94 New Kamer Road
Suite 201
Albany, New York 12203
V (518) 427-7200
F (518) 427-7210
www.lewisengineeringpc.com

Architect:
Hamlin Design Group

163 Homestead Ave.
Albany, New York 12203
V (518) 724-5159
F (518) 320-8633
www.HamlinDesignGroup.com

Asbestos/Lead Consultant:
Adelaide Environmental Health Associates, Inc.

1511 Route 22, Suite C24
Brewster, New York 10509
V (845) 278-7710
F (845) 278-7750
www.AdelaideInc.com



REFER TO E1.13 FOR CONTINUATION (BRAINERD HALL)



1 BRAINERD HALL FIRST FLOOR- CARD ACCESS & FIBER
E1.14 SCALE: 1/8"=1'-0"

GENERAL NOTES

1. PROVIDE ALL SECURITY DEVICES SHOWN AND ITS ASSOCIATED SYSTEM WIRING, UON.
2. REFER TO CARD ACCESS SYSTEM RISER DIAGRAM ON DRAWING E0.4 FOR WIRING REQUIREMENTS.
3. ALL LOW VOLTAGE CARD ACCESS SYSTEM WIRING MAY OCCUPY A COMMON RACEWAY. ALL 120 VOLT POWER WIRING SHALL BE INSTALLED IN SEPERATE RACEWAY FROM LOW VOLTAGE SYSTEM WIRING.
4. LINE INDICATES RACEWAY PATH AND IS SHOWN TO PROVIDE A PROBABLE ROUTE. LOCATION IS DIAGRAMATIC AND CONTRACTOR SHALL ROUTE RACEWAY AS REQUIRED TO SUIT FIELD CONDITIONS.
5. PROVIDE CORE DRILL THROUGH ALL WALL PENETRATIONS AND PROVIDE FIRESTOPPING.

CEILING SCHEDULE

- ① GYPSUM BOARD
- ② NO CEILING - EXPOSED STRUCTURE
- ③ 1'X1' SPLINE CEILING TILES
- ④ CEMENTIOUS CEILING
- ⑤ NO CEILING - CONCRETE DECKING
- ⑥ 2'X2' LAY-IN ACOUSTICAL PANELS IN GRID
- ⑦ 2'X4' LAY-IN ACOUSTICAL PANELS IN GRID

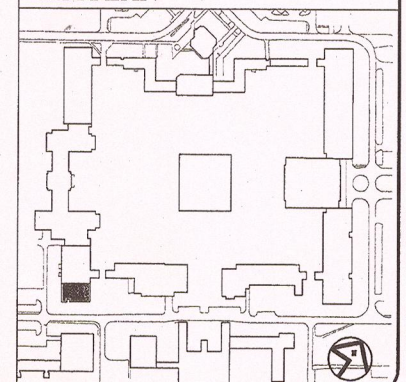
Revisions:

No.	Date	Issue
1	3/22/10	BID DOCUMENTS
2		
3		
4		
5		

Seal:



KEYPLAN NOT TO SCALE



22 MARCH 10 LE Project No. 07072
Checked by: JAS

BRAINERD HALL
PARTIAL FIRST FLOOR
CARD ACCESS & FIBER
SYSTEM PLAN

E1.14

KEYED NOTES

- ① PROVIDE (2) 20 AMP, SINGLE POLE BRANCH CIRCUIT BREAKERS INSTALLED WITHIN EXISTING PANELBOARD "DP-1". CIRCUIT BREAKER TO BE COMPLETELY COMPATIBLE WITH EXISTING PANEL MANUFACTURER AND BE UL LISTED FOR INSTALLATION WITHIN.



Project:
SUCF Project No. 12283, Install Fiber Optic and Electronic Entrances (Card System), State University College at Potsdam

Engineer:
 Lewis Engineering, P.C.
 94 New Kamer Road
 Suite 201
 Albany, New York 12203
 V (518) 427-7200
 F (518) 427-7210
 www.lewisengineeringpc.com

Architect:
 Hamlin Design Group
 163 Homestead Ave.
 Albany, New York 12203
 V (518) 724-5159
 F (518) 320-8633
 www.HamlinDesignGroup.com

Asbestos/Lead Consultant:
 Adelaide Environmental Health Associates, Inc.
 1511 Route 22, Suite C24
 Brewster, New York 10509
 V (845) 278-7710
 F (845) 278-7750
 www.AdelaideInc.com

GENERAL NOTES


- 1. REFER TO STOWELL HALL FIBER OPTIC ONE-LINE DIAGRAM ON DRAWING E3.2 FOR FIBER CABLE QUANTITIES, TYPE AND NUMBER OF STRANDS.

CEILING SCHEDULE

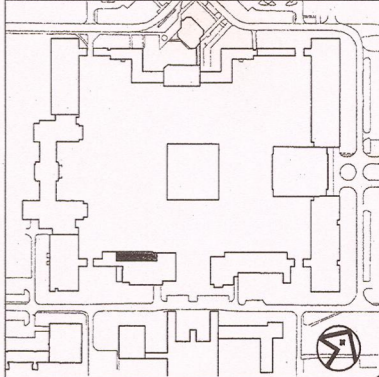
①	GYPSUM BOARD
②	NO CEILING - EXPOSED STRUCTURE
③	1'X1' SPLINE CEILING TILES
④	CEMENTIOUS CEILING
⑤	NO CEILING - CONCRETE DECKING
⑥	2'X2' LAY-IN ACOUSTICAL PANELS IN GRID
⑦	2'X4' LAY-IN ACOUSTICAL PANELS IN GRID

Revisions:

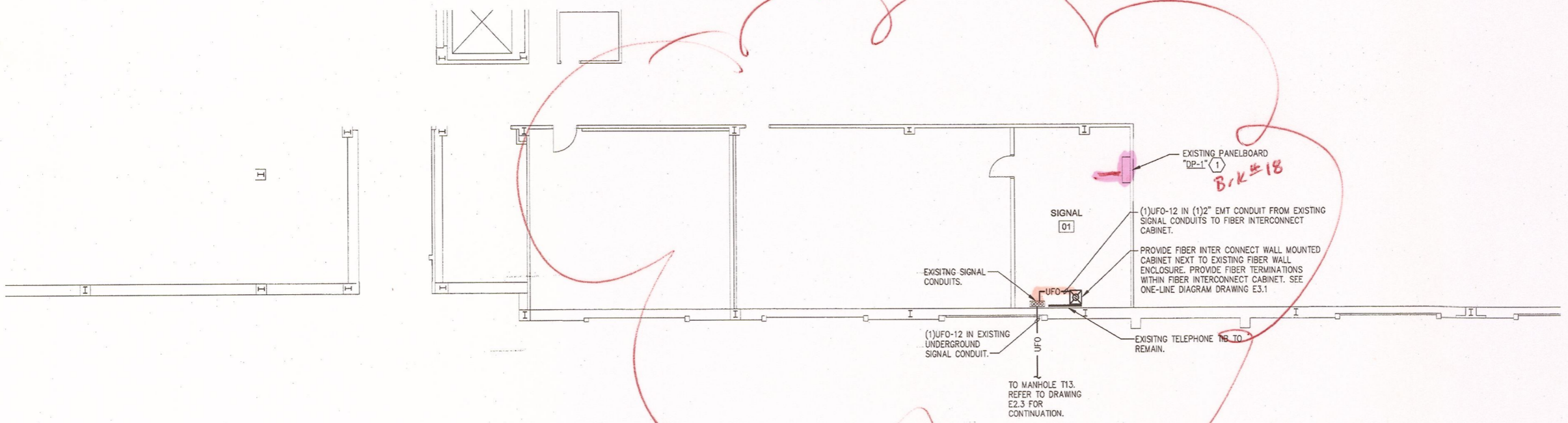
No.	Date	Issue
1	3/22/10	BID DOCUMENTS
2		
3		
4		
5		



KEYPLAN NOT TO SCALE



Basement Drawing does not match actual Basement layout

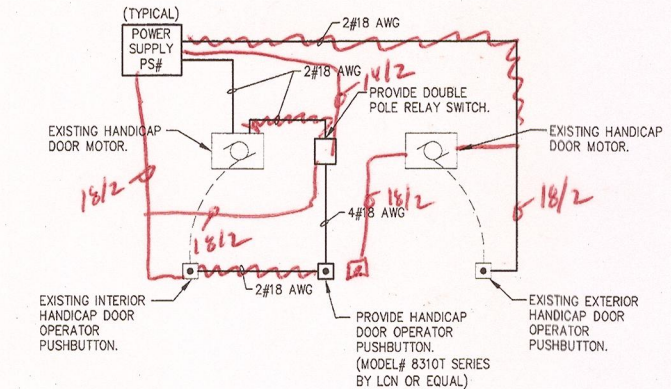
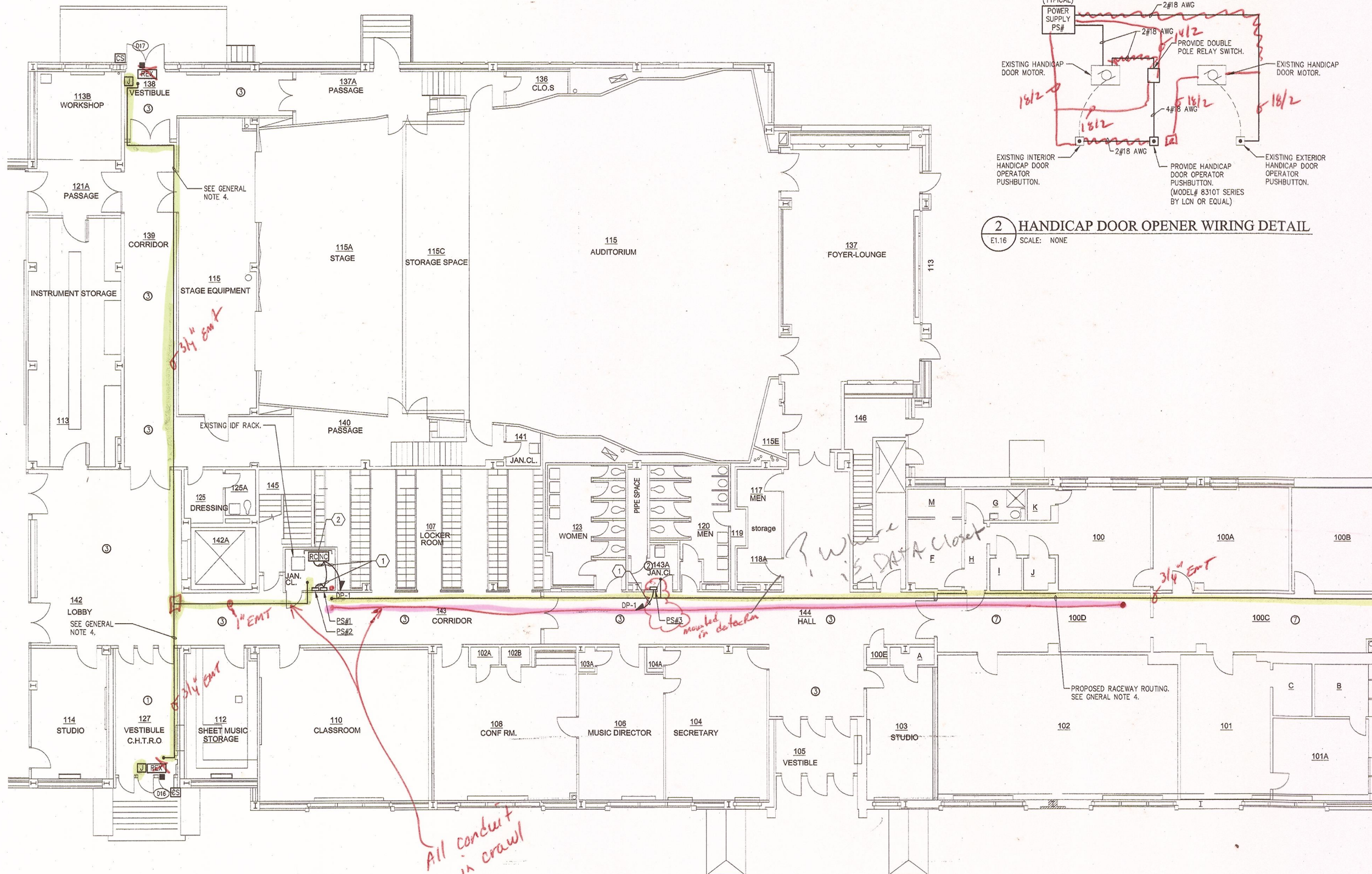


1 DUNN HALL PARTIAL BASEMENT - CARD ACCESS & FIBER
 E1.15 SCALE: 1/8"=1'-0"

22 MARCH 10
 Checked by: JAS
 LE Project No. 07072

DUNN HALL
 PARTIAL BASEMENT
 CARD ACCESS & FIBER
 SYSTEM PLAN

E1.15



2 HANDICAP DOOR OPENER WIRING DETAIL
E1.16 SCALE: NONE

KEYED NOTES

- 1 PROVIDE BRANCH CIRCUIT WIRING 2#12AWG, 1#12AWG EGC IN RACEWAY TO PANELBOARD DESIGNATED. REFER TO DRAWING E1.15 FOR PANELBOARD LOCATION.
- 2 PROVIDE NEMA 1, WALL MOUNTED, KEY LOCKABLE CABINET, SIZE TO ACCOMMODATE (RC) DOOR CONTROLLERS AND (NC) NETWORK CONTROLLERS SHOWN WITHIN SPACE. SECURELY MOUNT CABINET TO WALL PROVIDING ALL SUPPORTING MEANS. ALL SYSTEM AND POWER WIRING EXITING CABINET SHALL BE INSTALLED WITHIN RESPECTIVE RACEWAY TYPE.

CEILING SCHEDULE

- 1 GYPSUM BOARD
- 2 NO CEILING - EXPOSED STRUCTURE
- 3 1'x1' SPLINE CEILING TILES
- 4 CEMENTIOUS CEILING
- 5 NO CEILING - CONCRETE DECKING
- 6 2'x2' LAY-IN ACOUSTICAL PANELS IN GRID
- 7 2'x4' LAY-IN ACOUSTICAL PANELS IN GRID

GENERAL NOTES

1. PROVIDE ALL SECURITY DEVICES SHOWN AND ITS ASSOCIATED SYSTEM WIRING, UON.
2. REFER TO CARD ACCESS SYSTEM RISER DIAGRAM ON DRAWING E0.4. FOR WIRING REQUIREMENTS.
3. ALL LOW VOLTAGE CARD ACCESS SYSTEM WIRING MAY OCCUPY A COMMON RACEWAY. ALL 120 VOLT POWER WIRING SHALL BE INSTALLED IN SEPERATE RACEWAY FROM LOW VOLTAGE SYSTEM WIRING.
4. LINE INDICATES RACEWAY PATH AND IS SHOWN TO PROVIDE A PROBABLE ROUTE. LOCATION IS DIAGRAMATIC AND CONTRACTOR SHALL ROUTE RACEWAY AS REQUIRED TO SUIT FIELD CONDITIONS.
5. REMOVE AND REINSTALL ACOUSTICAL CEILING TILES TO COMPLETE WORK WHERE APPLICABLE. REPLACE ANY CEILING TILES DAMAGED DURING CONSTRUCTION OF PERFORMING THIS WORK. PROVIDE CEILING TILES OF SAME MAKE, COLOR AND MATERIAL AS EXISTING TILES. SUBMIT TILE SAMPLE FOR REVIEW AND APPROVAL.
6. PROVIDE CORE DRILL THROUGH ALL WALL PENETRATIONS AND PROVIDE FIRESTOPPING.

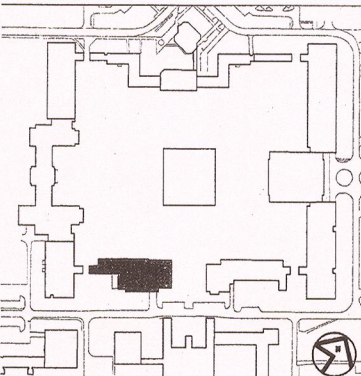
PROVIDE HANDICAP DOOR OPENER PUSHBUTTON AND WIRING. REFER TO DIAGRAM 2/E1.16.

All conduit run in crawl space



1 DUNN HALL PARTIAL FIRST FLOOR - CARD ACCESS & FIBER
E1.16 SCALE: 1/8"=1'-0"

KEYPLAN NOT TO SCALE



Project:
SUCF Project No. 12283, Install Fiber Optic and Electronic Entrances (Card System),
State University College at Potsdam


Engineer:
Lewis Engineering, P.C.
94 New Karner Road
Suite 201
Albany, New York 12203
V (518) 427-7200
F (518) 427-7210
www.lewisengineeringpc.com

Architect:
Hamlin Design Group
163 Homestead Ave.
Albany, New York 12203
V (518) 724-5159
F (518) 320-8633
www.hamlindesigngroup.com

Asbestos/Lead Consultant:
Adelaide Environmental Health Associates, Inc.
1511 Route 22, Suite C24
Brewster, New York 10509
V (845) 278-7710
F (845) 278-7750
www.adelaidellc.com

Revisions:

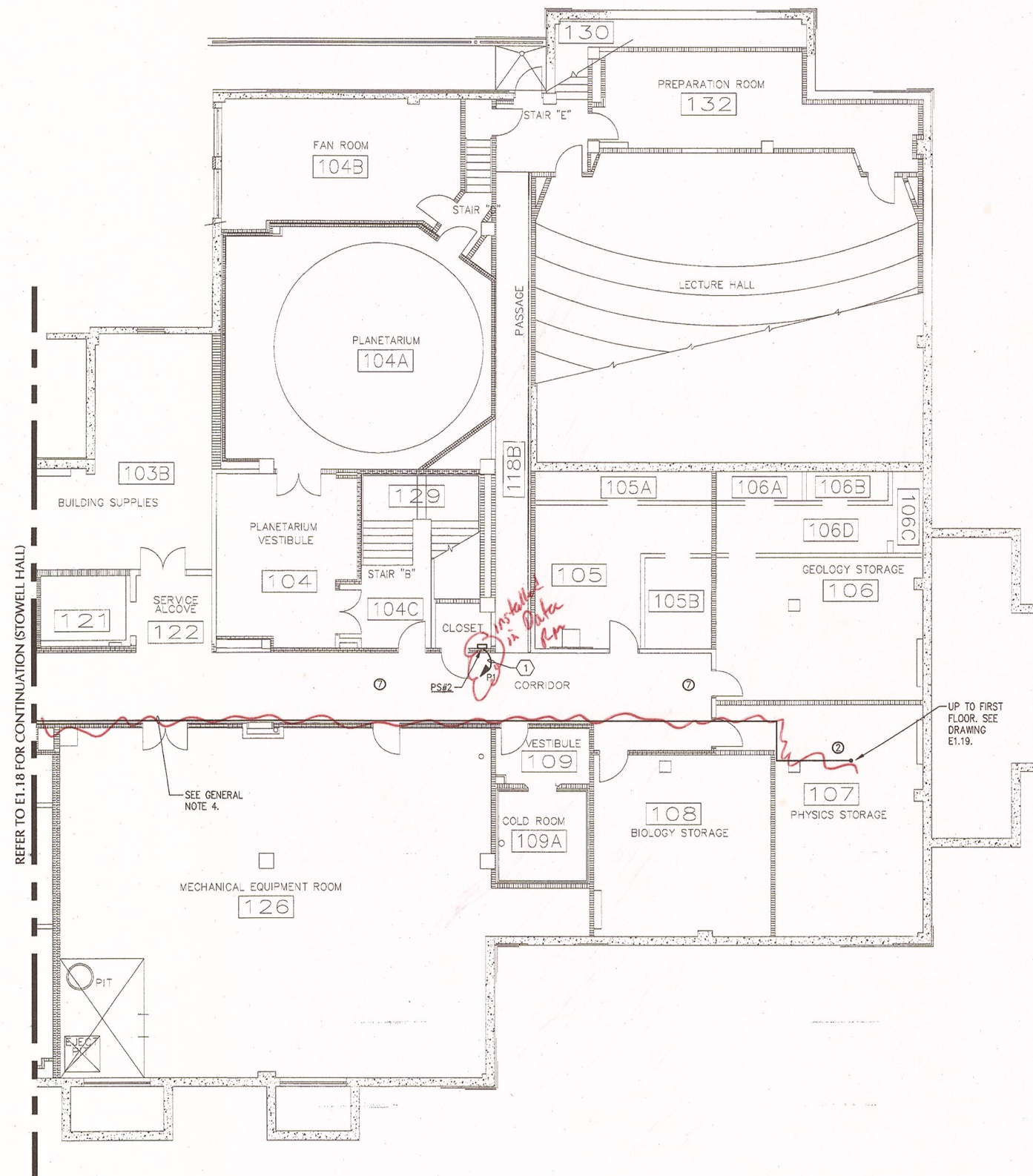
No.	Date	Issue
1	3/22/10	BID DOCUMENTS
2		
3		
4		
5		



22 MARCH 10 LE Project No. 07072
Checked by: JAS

DUNN HALL
PARTIAL FIRST FLOOR
CARD ACCESS & FIBER
SYSTEM PLAN

E1.16



REFER TO E1.18 FOR CONTINUATION (STOWELL HALL)



1 STOWELL HALL PARTIAL BASEMENT - CARD ACCESS & FIBER
E1.17 SCALE: 1/8"=1'-0"

KEYED NOTES

- ① PROVIDE BRANCH CIRCUIT WIRING 2#12AWG, 1#12AWG EGC IN RACEWAY TO PANELBOARD DESIGNATED. REFER TO DRAWING E1.18 FOR PANELBOARD LOCATION.

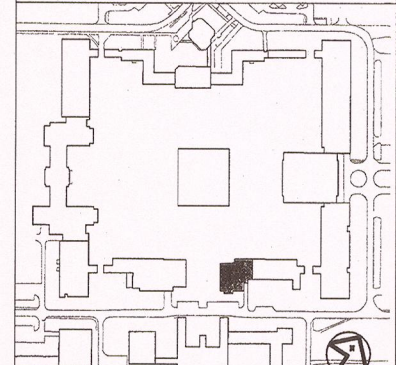
GENERAL NOTES

1. PROVIDE ALL SECURITY DEVICES SHOWN AND ITS ASSOCIATED SYSTEM WIRING, UON.
2. REFER TO CARD ACCESS SYSTEM RISER DIAGRAM ON DRAWING E0.4, FOR WIRING REQUIREMENTS.
3. ALL LOW VOLTAGE CARD ACCESS SYSTEM WIRING MAY OCCUPY A COMMON RACEWAY. ALL 120 VOLT POWER WIRING SHALL BE INSTALLED IN SEPERATE RACEWAY FROM LOW VOLTAGE SYSTEM WIRING.
4. LINE INDICATES RACEWAY PATH AND IS SHOWN TO PROVIDE A PROBABLE ROUTE. LOCATION IS DIAGRAMATIC AND CONTRACTOR SHALL ROUTE RACEWAY AS REQUIRED TO SUIT FIELD CONDITIONS.
5. REMOVE AND REINSTALL ACOUSTICAL CEILING TILES TO COMPLETE WORK WHERE APPLICABLE. REPLACE ANY CEILING TILES DAMAGED DURING CONSTRUCTION OF PERFORMING THIS WORK. PROVIDE CEILING TILES OF SAME MAKE, COLOR AND MATERIAL AS EXISTING TILES. SUBMIT TILE SAMPLE FOR REVIEW AND APPROVAL.
6. PROVIDE CORE DRILL THROUGH ALL WALL PENETRATIONS AND PROVIDE FIRESTOPPING.

CEILING SCHEDULE

- ① GYPSUM BOARD
- ② NO CEILING - EXPOSED STRUCTURE
- ③ 1'X1' SPLINE CEILING TILES
- ④ CEMENTIOUS CEILING
- ⑤ NO CEILING - CONCRETE DECKING
- ⑥ 2'X2' LAY-IN ACOUSTICAL PANELS IN GRID
- ⑦ 2'X4' LAY-IN ACOUSTICAL PANELS IN GRID

KEYPLAN NOT TO SCALE



Project:
SUCF Project No. 12283, Install Fiber Optic and Electronic Entrances (Card System), State University College at Potsdam

Engineer:
Lewis Engineering, P.C.

94 New Komer Road
Suite 201
Albany, New York 12203
V (518) 427-7200
F (518) 427-7210
www.lewisengineeringpc.com

Architect:
Hamlin Design Group

163 Homestead Ave.
Albany, New York 12203
V (518) 724-5159
F (518) 920-8633
www.HamlinDesignGroup.com

Asbestos/Lead Consultant:
Adelaide Environmental Health Associates, Inc.

1511 Route 22, Suite C24
Brawster, New York 10509
V (845) 278-7710
F (845) 278-7750
www.AdelaideInc.com

Revisions:

No.	Date	Issue
1	9/22/10	BID DOCUMENTS
2		
3		
4		
5		

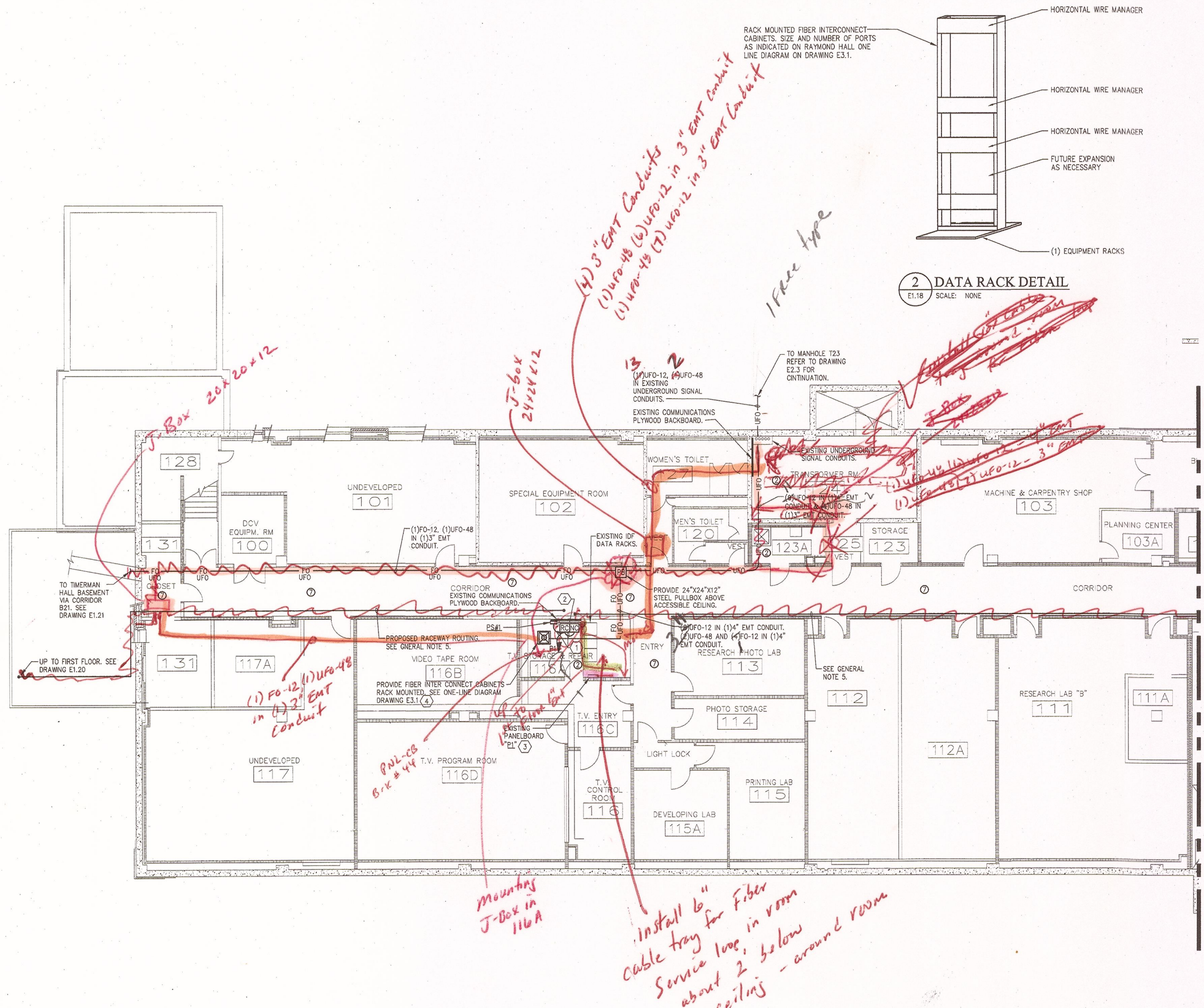
Seal:



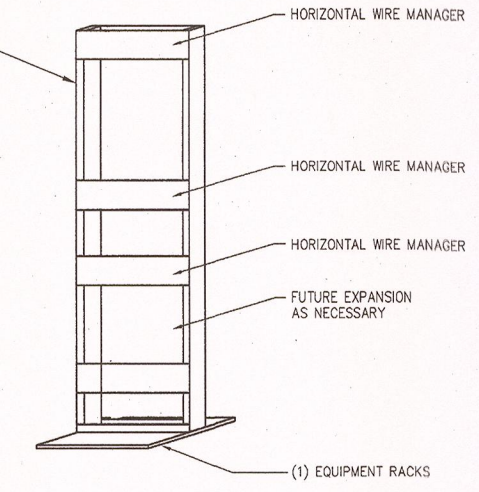
22 MARCH 10 LE Project No. 07072
Checked by: JAS

STOWELL HALL PARTIAL BASEMENT
CARD ACCESS & FIBER SYSTEM PLAN

E1.17



2 DATA RACK DETAIL
E1.18 SCALE: NONE



1 STOWELL HALL PARTIAL BASEMENT - CARD ACCESS & FIBER
E1.18 SCALE: 1/8"=1'-0"

KEYED NOTES

- 1 PROVIDE BRANCH CIRCUIT WIRING 2#12AWG, 1#12AWG IN RACEWAY TO PANELBOARD DESIGNATED.
- 2 PROVIDE NEMA 1, WALL MOUNTED, KEY LOCKABLE CABINET, SIZE TO ACCOMMODATE (RC) DOOR CONTROLLERS AND (NC) NETWORK CONTROLLERS SHOWN WITHIN SPACE. SECURELY MOUNT CABINET TO WALL PROVIDING ALL SUPPORTING MEANS. ALL SYSTEM AND POWER WIRING EXITING CABINET SHALL BE INSTALLED WITHIN RESPECTIVE RACEWAY TYPE.
- 3 PROVIDE (2) 20 AMP, SINGLE POLE BRANCH CIRCUIT BREAKERS INSTALLED WITHIN EXISTING PANELBOARD "EL". CIRCUIT BREAKER TO BE COMPLETELY COMPATIBLE WITH EXISTING PANEL MANUFACTURER AND BE UL LISTED FOR INSTALLATION WITHIN.
- 4 PROVIDE (1) 20" WIDE BY 96" HIGH FRAME STYLE, FLOOR MOUNTED DATA RACK. REFER TO DETAIL THIS DRAWING 2/E1.1 AND SPECIFICATIONS SECTION 16840.

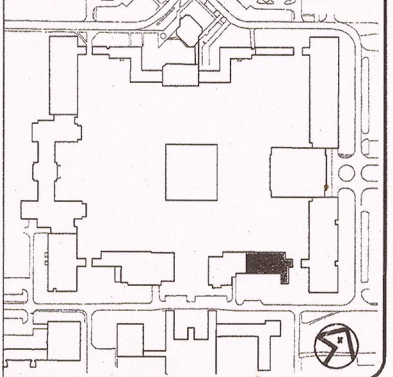
GENERAL NOTES

1. PROVIDE ALL SECURITY DEVICES SHOWN AND ITS ASSOCIATED SYSTEM WIRING, UON.
2. REFER TO CARD ACCESS SYSTEM RISER DIAGRAM ON DRAWING E0.4. FOR WIRING REQUIREMENTS.
3. ALL LOW VOLTAGE CARD ACCESS SYSTEM WIRING MAY OCCUPY A COMMON RACEWAY. ALL 120 VOLT POWER WIRING SHALL BE INSTALLED IN SEPARATE RACEWAY FROM LOW VOLTAGE SYSTEM WIRING.
4. REFER TO STOWELL HALL FIBER OPTIC ONE-LINE DIAGRAM ON DRAWING E3.2 FOR FIBER CABLE QUANTITIES, TYPE AND NUMBER OF STRANDS.
5. LINE INDICATES RACEWAY PATH AND IS SHOWN TO PROVIDE A PROBABLE ROUTE. LOCATION IS DIAGRAMATIC AND CONTRACTOR SHALL ROUTE RACEWAY AS REQUIRED TO SUIT FIELD CONDITIONS.
6. REMOVE AND REINSTALL ACOUSTICAL CEILING TILES TO COMPLETE WORK WHERE APPLICABLE. REPLACE ANY CEILING TILES DAMAGED DURING CONSTRUCTION OF PERFORMING THIS WORK. PROVIDE CEILING TILES OF SAME MAKE, COLOR AND MATERIAL AS EXISTING TILES. SUBMIT TILE SAMPLE FOR REVIEW AND APPROVAL.
7. PROVIDE CORE DRILL THROUGH ALL WALL PENETRATIONS AND PROVIDE FIRESTOPPING.

CEILING SCHEDULE

- 1 GYPSUM BOARD
- 2 NO CEILING - EXPOSED STRUCTURE
- 3 1'x1' SPLINE CEILING TILES
- 4 CEMENTIOUS CEILING
- 5 NO CEILING - CONCRETE DECKING
- 6 2'x2' LAY-IN ACOUSTICAL PANELS IN GRID
- 7 2'x4' LAY-IN ACOUSTICAL PANELS IN GRID

KEYPLAN NOT TO SCALE



Project:
SUCF Project No. 12283, Install Fiber Optic and Electronic Entrances (Card System), State University College at Potsdam


Engineer:
Lewis Engineering, P.C.
94 New Karner Road
Suite 201
Albany, New York 12203
V (518) 427-7200
F (518) 427-7210
www.lewisengineeringpc.com

Architect:
Hamlin Design Group
163 Homestead Ave.
Albany, New York 12203
V (518) 724-5159
F (518) 320-8633
www.HamlinDesignGroup.com

Asbestos/Lead Consultant:
Adelaide Environmental Health Associates, Inc.
1511 Route 22, Suite C24
Brewster, New York 10509
V (845) 278-7710
F (845) 278-7750
www.Adelaideinc.com

Revisions:

No.	Date	Issue
1	3/22/10	BID DOCUMENTS
2		
3		
4		
5		



22 MARCH 10 LE Project No. 07072
Checked by: JAS

STOWELL HALL PARTIAL BASEMENT
CARD ACCESS & FIBER SYSTEM PLAN

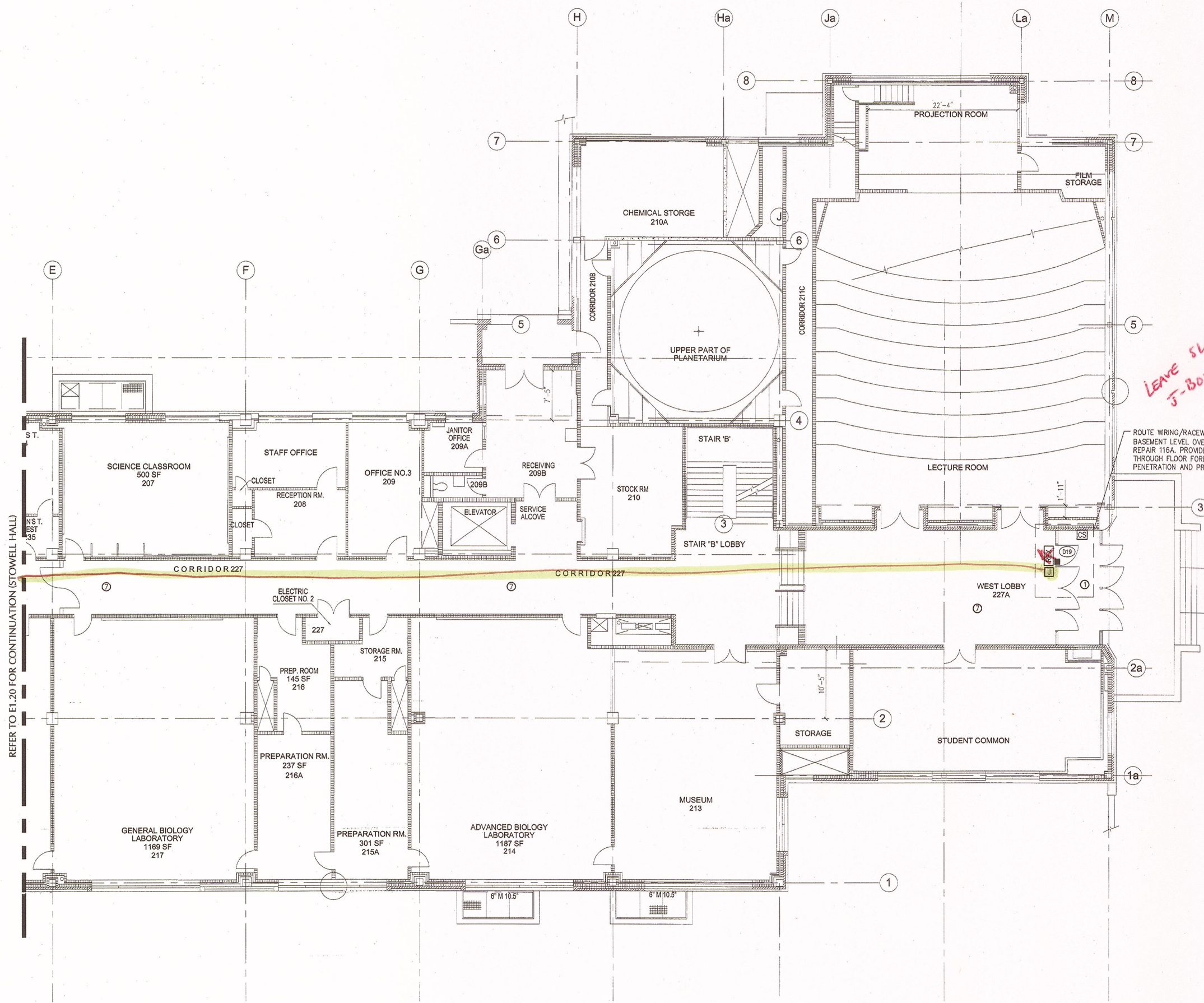
E1.18

Project:
SUCF Project No. 12283, Install Fiber Optic and Electronic Entrances (Card System), State University College at Potsdam

Engineer:
Lewis Engineering, P.C.
94 New Karner Road
Suite 201
Albany, New York 12203
V (518) 427-7200
F (518) 427-7210
www.lewisengineeringpc.com

Architect:
Hamlin Design Group
163 Homestead Ave.
Albany, New York 12203
V (518) 724-3159
F (518) 320-8633
www.HamlinDesignGroup.com

Asbestos/Lead Consultant:
Adelaide Environmental Health Associates, Inc.
1511 Route 22, Suite C24
Brewster, New York 10509
V (845) 278-7710
F (845) 278-7750
www.adelaidehc.com



REFER TO E1.20 FOR CONTINUATION (STOWELL HALL)

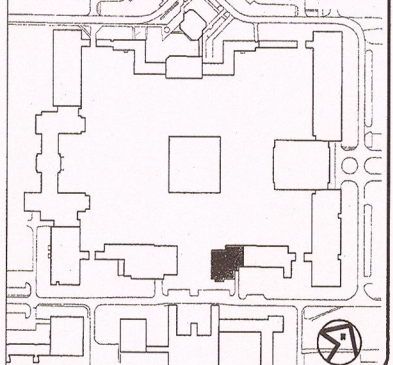
GENERAL NOTES

1. PROVIDE ALL SECURITY DEVICES SHOWN AND ITS ASSOCIATED SYSTEM WIRING, UON.
2. REFER TO CARD ACCESS SYSTEM RISER DIAGRAM ON DRAWING ED.4. FOR WIRING REQUIREMENTS.
3. ALL LOW VOLTAGE CARD ACCESS SYSTEM WIRING MAY OCCUPY A COMMON RACEWAY. ALL 120 VOLT POWER WIRING SHALL BE INSTALLED IN SEPERATE RACEWAY FROM LOW VOLTAGE SYSTEM WIRING.
4. REMOVE AND REINSTALL ACOUSTICAL CEILING TILES TO COMPLETE WORK WHERE APPLICABLE. REPLACE ANY CEILING TILES DAMAGED DURING CONSTRUCTION OF PERFORMING THIS WORK. PROVIDE CEILING TILES OF SAME MAKE, COLOR AND MATERIAL AS EXISTING TILES. SUBMIT TILE SAMPLE FOR REVIEW AND APPROVAL.

CEILING SCHEDULE

- ① GYPSUM BOARD
- ② NO CEILING - EXPOSED STRUCTURE
- ③ 1'X1' SPLINE CEILING TILES
- ④ CEMENTIOUS CEILING
- ⑤ NO CEILING - CONCRETE DECKING
- ⑥ 2'X2' LAY-IN ACOUSTICAL PANELS IN GRID
- ⑦ 2'X4' LAY-IN ACOUSTICAL PANELS IN GRID


KEYPLAN NOT TO SCALE



1 STOWELL HALL FIRST FLOOR - CARD ACCESS & FIBER
E1.19 SCALE: 1/8"=1'-0"

Revisions:

No.	Date	Issue
1	3/22/10	BID DOCUMENTS
2		
3		
4		
5		



22 MARCH 10 LE Project No. 07072
Checked by: JAS

STOWELL HALL
PARTIAL FIRST FLOOR
CARD ACCESS & FIBER
SYSTEM PLAN

Project:
SUCF Project No. 12283, Install Fiber Optic and Electronic Entrances (Card System),
State University College at Potsdam

Engineer:
Lewis Engineering, P.C.

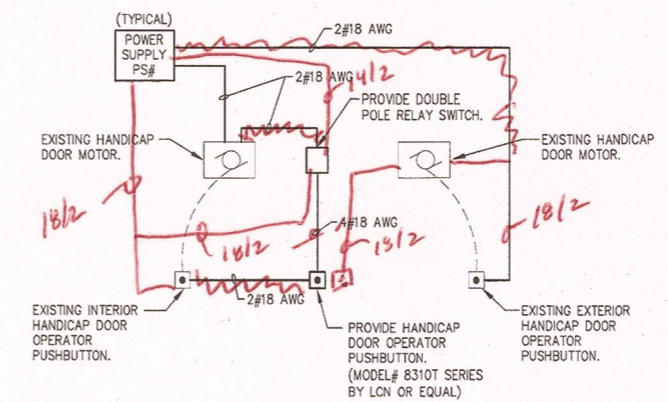
94 New Karner Road
Suite 201
Albany, New York 12203
V (518) 427-7200
F (518) 427-7210
www.lewisengineeringpc.com

Architect:
Hamlin Design Group

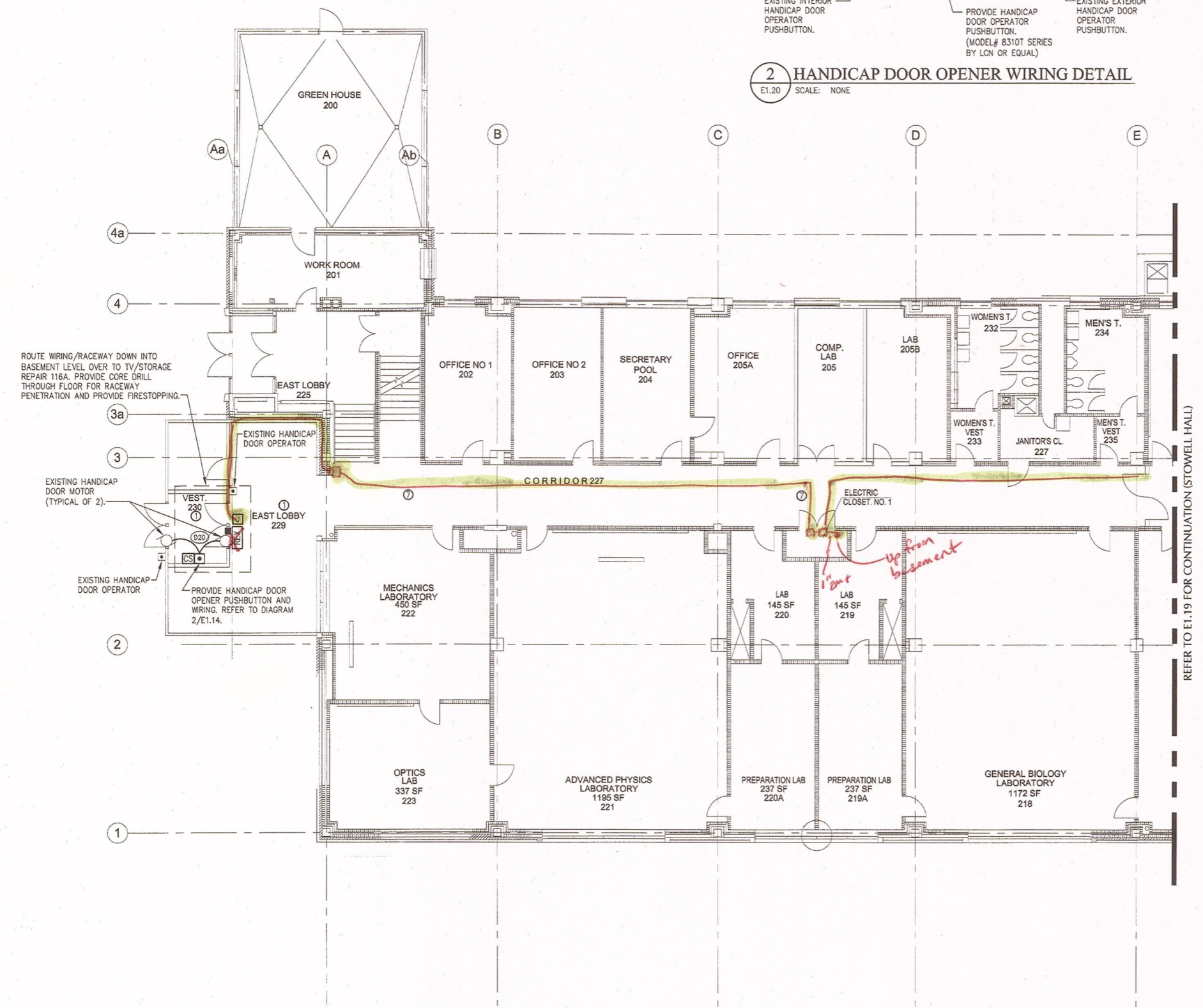
163 Homestead Ave.
Albany, New York 12203
V (518) 724-5159
F (518) 920-8633
www.HamlinDesignGroup.com

Asbestos/Lead Consultant:
Adelaide Environmental Health Associates, Inc.

1511 Route 22, Suite C24
Brewster, New York 10509
V (845) 278-7710
F (845) 278-7750
www.Adelaideehc.com



2 HANDICAP DOOR OPENER WIRING DETAIL
E1.20 SCALE: NONE



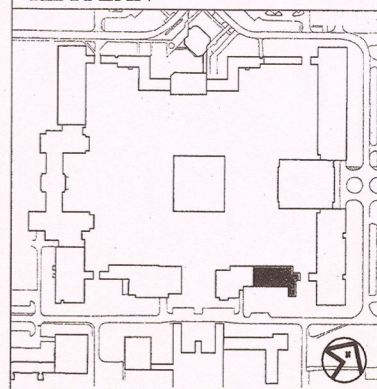
1 STOWELL HALL PARTIAL FIRST FLOOR - CARD ACCESS & FIBER
E1.20 SCALE: 1/8"=1'-0"

GENERAL NOTES


1. PROVIDE ALL SECURITY DEVICES SHOWN AND ITS ASSOCIATED SYSTEM WIRING, UON.
2. REFER TO CARD ACCESS SYSTEM RISER DIAGRAM ON DRAWING E0.4. FOR WIRING REQUIREMENTS.
3. ALL LOW VOLTAGE CARD ACCESS SYSTEM WIRING MAY OCCUPY A COMMON RACEWAY. ALL 120 VOLT POWER WIRING SHALL BE INSTALLED IN SEPERATE RACEWAY FROM LOW VOLTAGE SYSTEM WIRING.
4. REMOVE AND REINSTALL ACOUSTICAL CEILING TILES TO COMPLETE WORK WHERE APPLICABLE. REPLACE ANY CEILING TILES DAMAGED DURING CONSTRUCTION OF PERFORMING THIS WORK. PROVIDE CEILING TILES OF SAME MAKE, COLOR AND MATERIAL AS EXISTING TILES. SUBMIT TILE SAMPLE FOR REVIEW AND APPROVAL.

CEILING SCHEDULE		
No.	Date	Issue
1	3/22/10	BID DOCUMENTS
2		
3		
4		
5		

KEYPLAN NOT TO SCALE



Revisions:		
No.	Date	Issue
1	3/22/10	BID DOCUMENTS
2		
3		
4		
5		



22 MARCH 10
Checked by: JAS
LE Project No. 07072

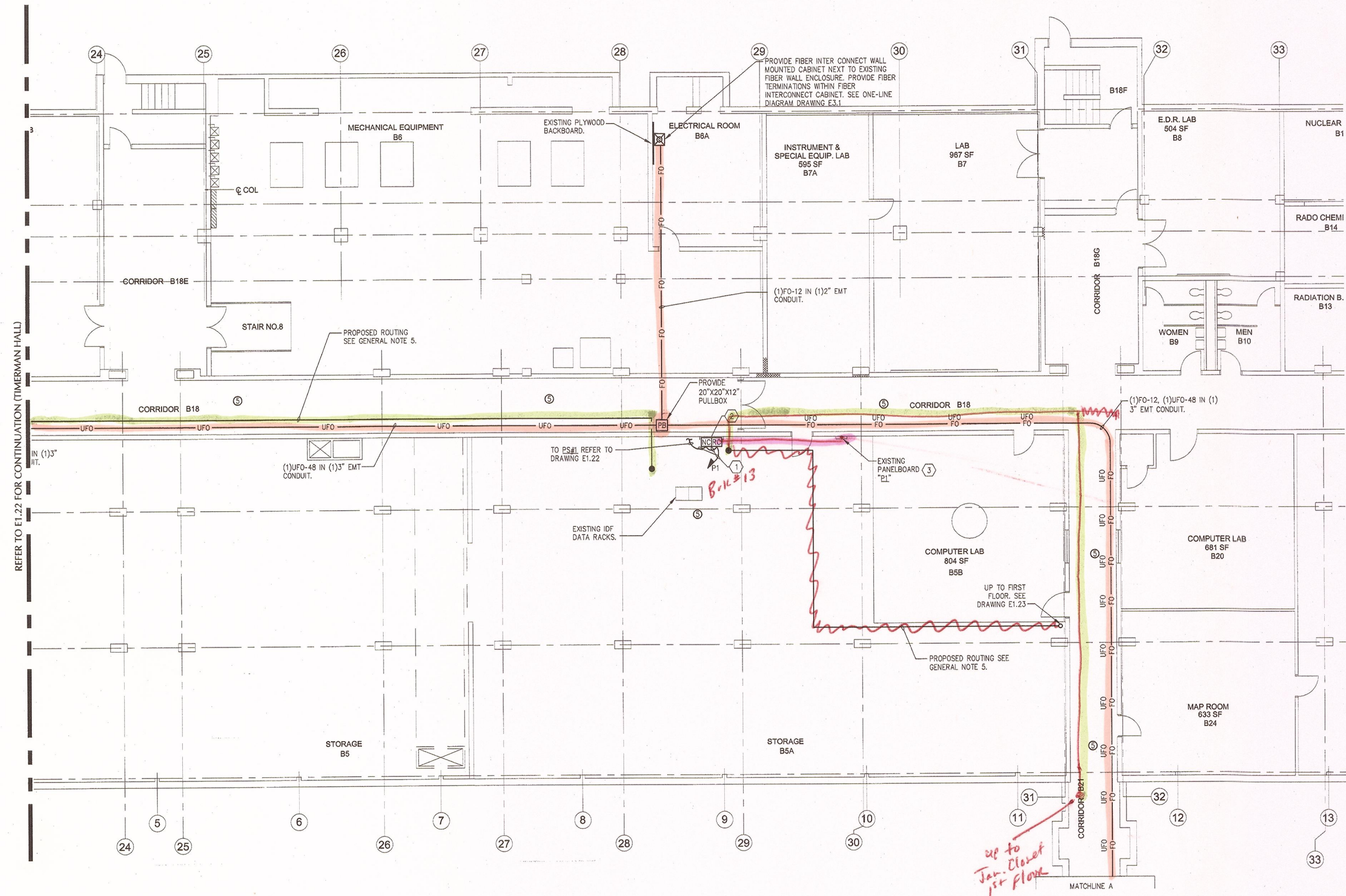
STOWELL HALL
PARTIAL FIRST FLOOR
CARD ACCESS & FIBER
SYSTEM PLAN

E1.20

KEYED NOTES

- ① PROVIDE BRANCH CIRCUIT WIRING 2#12AWG, 1#12AWG EGC IN RACEWAY TO PANELBOARD DESIGNATED.
- ② PROVIDE NEMA 1, WALL MOUNTED, KEY LOCKABLE CABINET, SIZE TO ACCOMMODATE (RC) DOOR CONTROLLERS AND (NC) NETWORK CONTROLLERS SHOWN WITHIN SPACE. SECURELY MOUNT CABINET TO WALL PROVIDING ALL SUPPORTING MEANS. ALL SYSTEM AND POWER WIRING EXITING CABINET SHALL BE INSTALLED WITHIN RESPECTIVE RACEWAY TYPE.
- ③ PROVIDE (1) 20 AMP, SINGLE POLE BRANCH CIRCUIT BREAKERS INSTALLED WITHIN EXISTING PANELBOARD "P1", CIRCUIT BREAKER TO BE COMPLETELY COMPATIBLE WITH EXISTING PANEL MANUFACTURER AND BE UL LISTED FOR INSTALLATION WITHIN.

2
16
14
13
12
11
10
9
8
7
6
5
4
3
2
1



REFER TO E1.22 FOR CONTINUATION (TIMERMAN HALL)

GENERAL NOTES

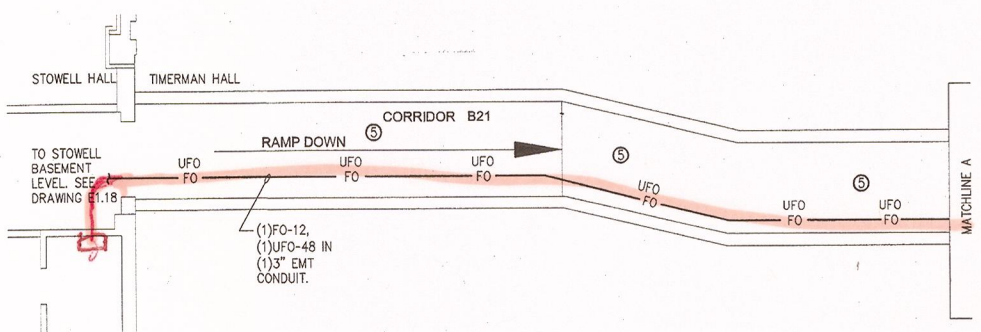
1. PROVIDE ALL SECURITY DEVICES SHOWN AND ITS ASSOCIATED SYSTEM WIRING, UON.
2. REFER TO CARD ACCESS SYSTEM RISER DIAGRAM ON DRAWING E0.4, FOR WIRING REQUIREMENTS.
3. ALL LOW VOLTAGE CARD ACCESS SYSTEM WIRING MAY OCCUPY A COMMON RACEWAY. ALL 120 VOLT POWER WIRING SHALL BE INSTALLED IN SEPARATE RACEWAY FROM LOW VOLTAGE SYSTEM WIRING.
4. REFER TO STOWELL HALL FIBER OPTIC ONE-LINE DIAGRAM ON DRAWING E3.2 FOR FIBER CABLE QUANTITIES, TYPE AND NUMBER OF STRANDS.
5. LINE INDICATES RACEWAY PATH AND IS SHOWN TO PROVIDE A PROBABLE ROUTE. LOCATION IS DIAGRAMATIC AND CONTRACTOR SHALL ROUTE RACEWAY AS REQUIRED TO SUIT FIELD CONDITIONS.
6. PROVIDE CORE DRILL THROUGH ALL WALL PENETRATIONS AND PROVIDE FIRESTOPPING.

CEILING SCHEDULE

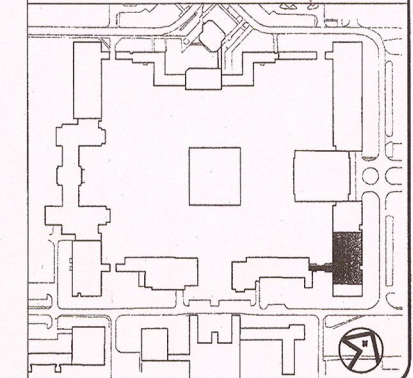
- ① GYPSUM BOARD
- ② NO CEILING - EXPOSED STRUCTURE
- ③ 1'X1' SPLINE CEILING TILES
- ④ CEMENTIOUS CEILING
- ⑤ NO CEILING - CONCRETE DECKING
- ⑥ 2'X2' LAY-IN ACOUSTICAL PANELS IN GRID
- ⑦ 2'X4' LAY-IN ACOUSTICAL PANELS IN GRID

Revisions:

No.	Date	Issue
1	3/22/10	BID DOCUMENTS
2		
3		
4		
5		



KEYPLAN NOT TO SCALE

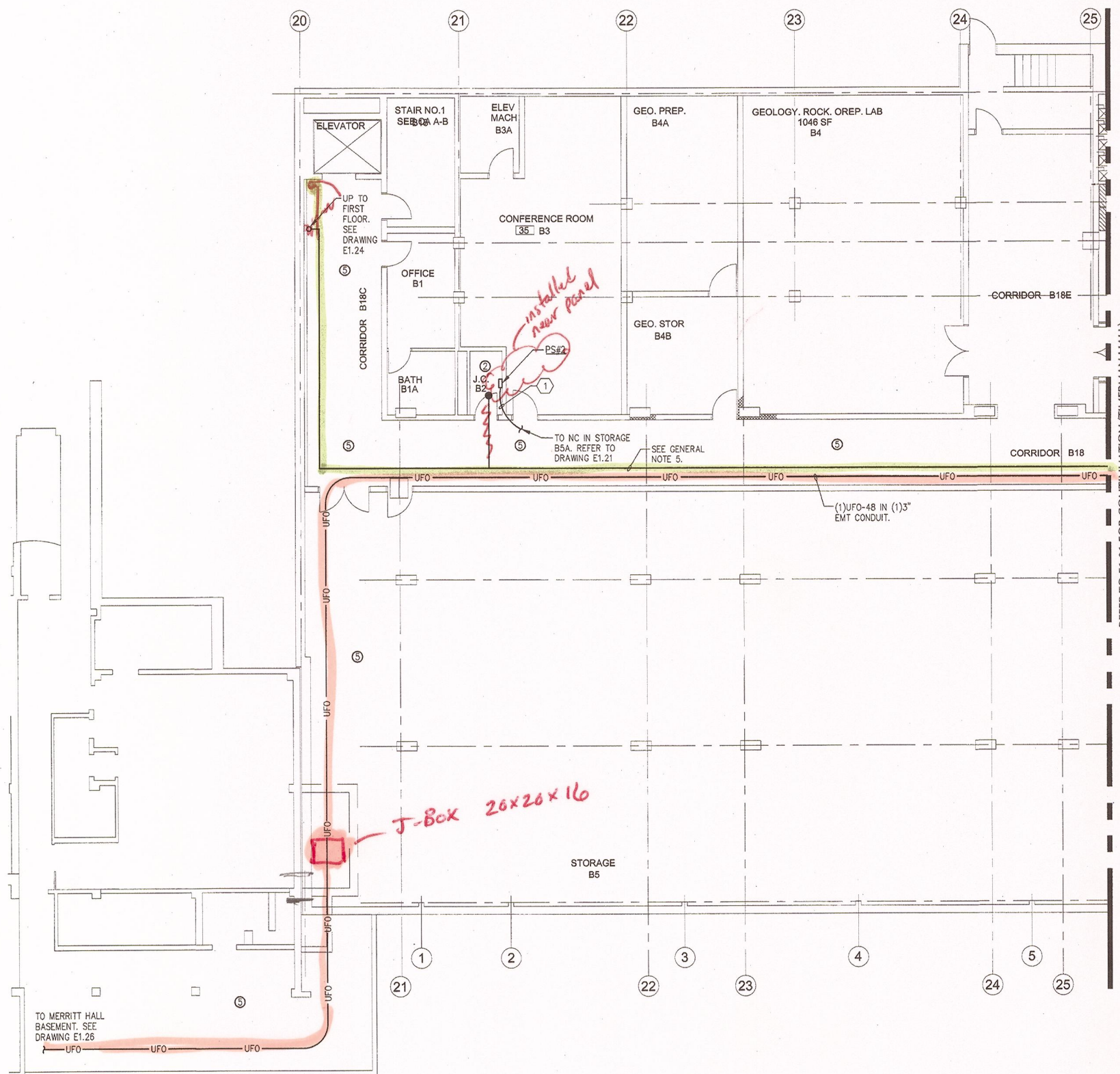


1 TIMERMAN HALL PARTIAL BASEMENT - CARD ACCESS & FIBER
E1.21 SCALE: 1/8"=1'-0"

22 MARCH 10 LE Project No. 07072
Checked by: JAS

TIMERMAN HALL
PARTIAL BASEMENT
CARD ACCESS & FIBER
SYSTEM PLAN

E1.21



KEYED NOTES

- ① PROVIDE BRANCH CIRCUIT WIRING 2#12AWG, 1#12AWG EGC IN RACEWAY TO PANELBOARD DESIGNATED.

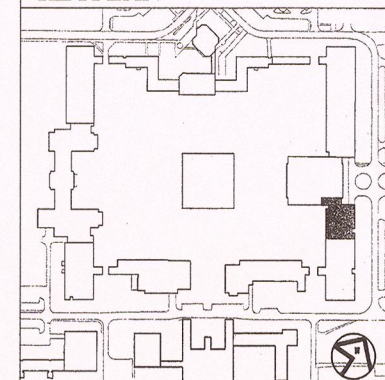
GENERAL NOTES

1. PROVIDE ALL SECURITY DEVICES SHOWN AND ITS ASSOCIATED SYSTEM WIRING, UON.
2. REFER TO CARD ACCESS SYSTEM RISER DIAGRAM ON DRAWING EQ.4. FOR WIRING REQUIREMENTS.
3. ALL LOW VOLTAGE CARD ACCESS SYSTEM WIRING MAY OCCUPY A COMMON RACEWAY. ALL 120 VOLT POWER WIRING SHALL BE INSTALLED IN SEPARATE RACEWAY FROM LOW VOLTAGE SYSTEM WIRING.
4. REFER TO STONELL HALL FIBER OPTIC ONE-LINE DIAGRAM ON DRAWING E3.2 FOR FIBER CABLE QUANTITIES, TYPE AND NUMBER OF STRANDS.
5. LINE INDICATES RACEWAY PATH AND IS SHOWN TO PROVIDE A PROBABLE ROUTE. LOCATION IS DIAGRAMATIC AND CONTRACTOR SHALL ROUTE RACEWAY AS REQUIRED TO SUIT FIELD CONDITIONS.
6. PROVIDE CORE DRILL THROUGH ALL WALL PENETRATIONS AND PROVIDE FIRESTOPPING.

CEILING SCHEDULE

- ① GYPSUM BOARD
- ② NO CEILING - EXPOSED STRUCTURE
- ③ 1'X1' SPLINE CEILING TILES
- ④ CEMENTIOUS CEILING
- ⑤ NO CEILING - CONCRETE DECKING
- ⑥ 2'X2' LAY-IN ACOUSTICAL PANELS IN GRID
- ⑦ 2'X4' LAY-IN ACOUSTICAL PANELS IN GRID

KEYPLAN NOT TO SCALE



Potsdam
THE STATE UNIVERSITY OF NEW YORK

Project:
SUCF Project No. 12283, Install Fiber Optic and Electronic Entrances (Card System), State University College at Potsdam

Engineer:
Lewis Engineering, P.C.

94 New Komer Road
Suite 201
Albany, New York 12203
V (518) 427-7200
F (518) 427-7210
www.lewisengineeringpc.com

Architect:
Hamlin Design Group

163 Homestead Ave.
Albany, New York 12203
V (518) 724-5159
F (518) 320-8633
www.HamlinDesignGroup.com

Asbestos/Lead Consultant:
Adelaide Environmental Health Associates, Inc.

1511 Route 22, Suite C24
Brewster, New York 10509
V (845) 278-7710
F (845) 278-7750
www.AdelaideInc.com

Revisions:

No.	Date	Issue
1	3/22/10	BID DOCUMENTS
2		
3		
4		
5		

Seal:

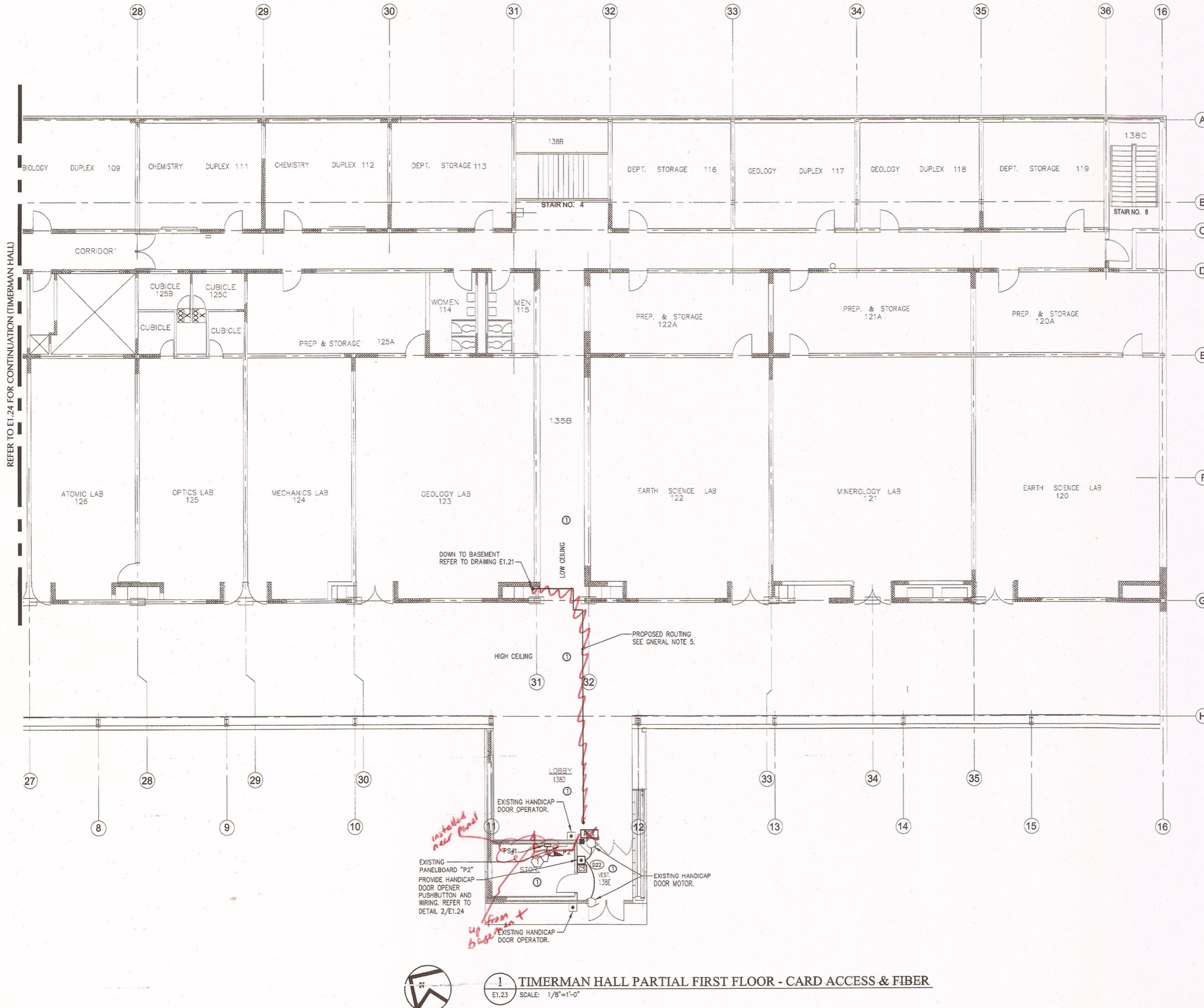
22 MARCH 10
Checked by: JAS
LE Project No. 07072

TIMERMAN HALL
PARTIAL BASEMENT
CARD ACCESS & FIBER
SYSTEM PLAN

E1.22

1
E1.22
SCALE: 1/8"=1'-0"

TIMERMAN HALL PARTIAL BASEMENT - CARD ACCESS & FIBER



REFER TO E1.24 FOR CONTINUATION (TIMERMAN HALL)

KEYED NOTES

- ① PROVIDE BRANCH CIRCUIT WIRING 2#12AWG, 1#12AWG EGC IN RACEWAY TO PANELBOARD DESIGNATED.

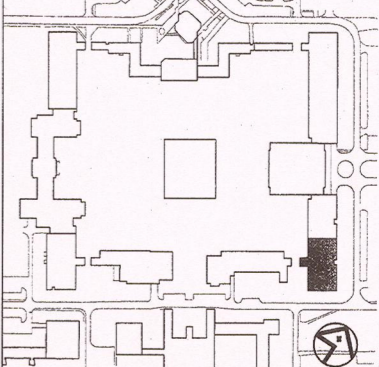
GENERAL NOTES

1. PROVIDE ALL SECURITY DEVICES SHOWN AND ITS ASSOCIATED SYSTEM WIRING, UON.
2. REFER TO CARD ACCESS SYSTEM RISER DIAGRAM ON DRAWING E0.4. FOR WIRING REQUIREMENTS.
3. ALL LOW VOLTAGE CARD ACCESS SYSTEM WIRING MAY OCCUPY A COMMON RACEWAY. ALL 120 VOLT POWER WIRING SHALL BE INSTALLED IN SEPERATE RACEWAY FROM LOW VOLTAGE SYSTEM WIRING.
4. LINE INDICATES RACEWAY PATH AND IS SHOWN TO PROVIDE A PROBABLE ROUTE. LOCATION IS DIAGRAMATIC AND CONTRACTOR SHALL ROUTE RACEWAY AS REQUIRED TO SUIT FIELD CONDITIONS.
5. PROVIDE CORE DRILL THROUGH ALL WALL PENETRATIONS AND PROVIDE FIRESTOPPING.

CEILING SCHEDULE

- ① GYPSUM BOARD
- ② NO CEILING - EXPOSED STRUCTURE
- ③ 1'x1' SPLINE CEILING TILES
- ④ CEMENTIOUS CEILING
- ⑤ NO CEILING - CONCRETE DECKING
- ⑥ 2'x2' LAY-IN ACOUSTICAL PANELS IN GRID
- ⑦ 2'x4' LAY-IN ACOUSTICAL PANELS IN GRID

KEYPLAN



Potsdam
THE STATE UNIVERSITY OF NEW YORK

Project:
SUCF Project No. 12283, Install Fiber Optic and Electronic Entrances (Card System), State University College at Potsdam

Engineer:
Lewis Engineering, P.C.

94 New Karner Road
Suite 201
Albany, New York 12203
V (518) 427-7200
F (518) 427-7210
www.lewisengineeringpc.com

Architect:
Hamlin Design Group


163 Homestead Ave.
Albany, New York 12203
V (518) 724-5159
F (518) 320-6433
www.HamlinDesignGroup.com

Asbestos/Lead Consultant:
Adelaide Environmental Health Associates, Inc.

1511 Route 22, Suite C24
Brewster, New York 10509
V (845) 278-7710
F (845) 278-7750
www.AdelaideInc.com

Revisions:

No.	Date	Issue
1	3/22/10	BID DOCUMENTS
2		
3		
4		
5		

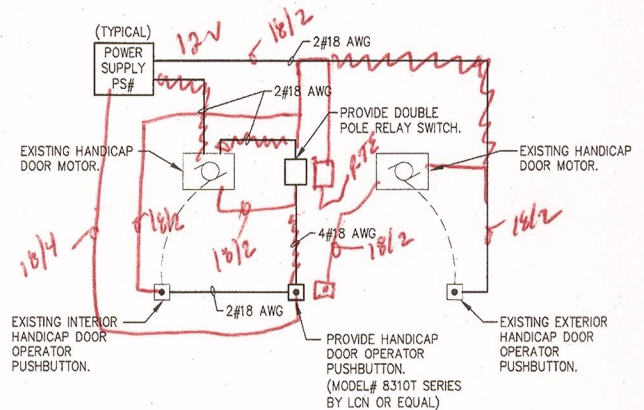


22 MARCH 10 LE Project No. 07072
Checked by: JAS

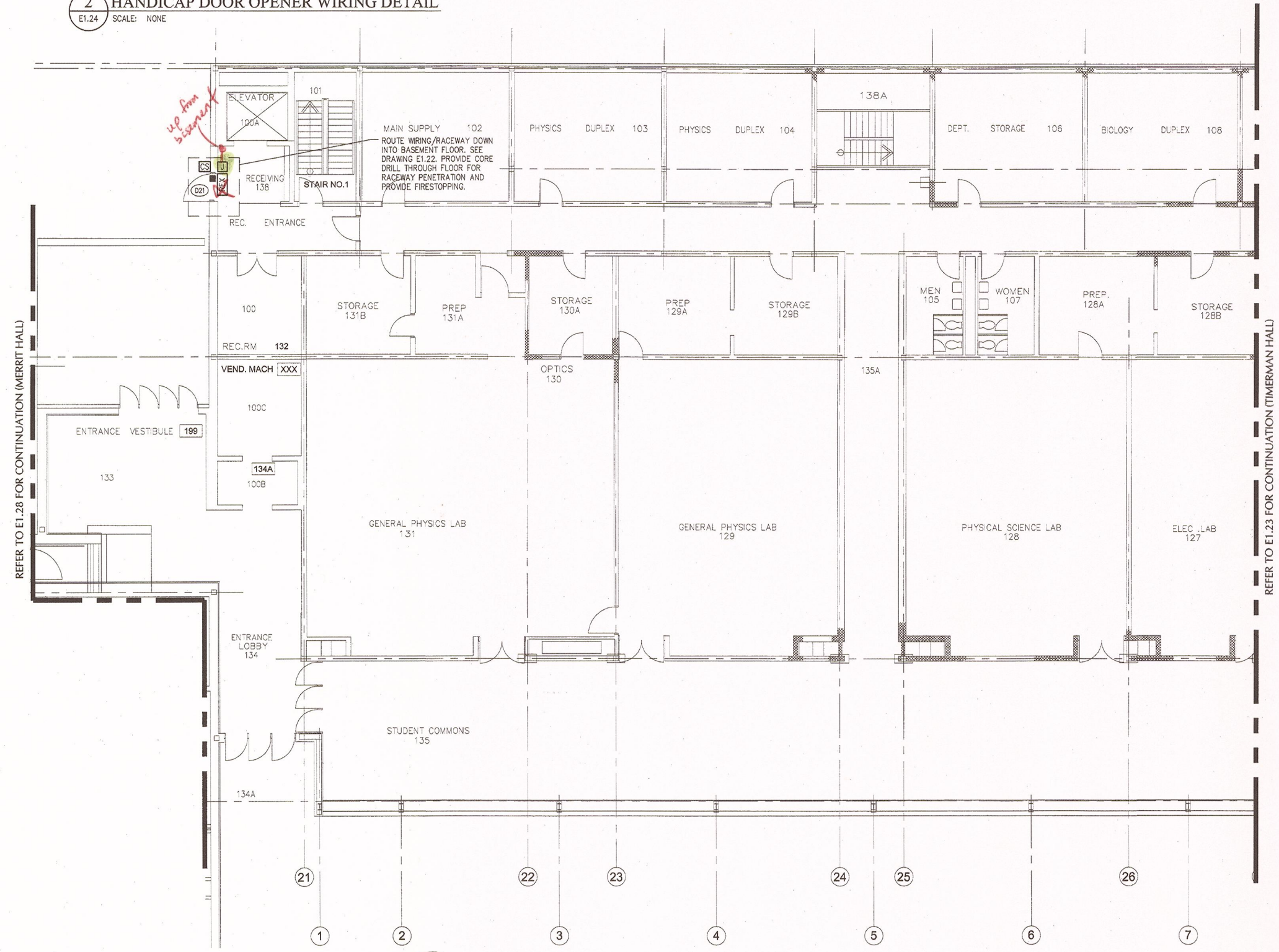
TIMERMAN HALL
PARTIAL FIRST FLOOR
CARD ACCESS & FIBER
SYSTEM PLAN

E1.23

1 TIMERMAN HALL PARTIAL FIRST FLOOR - CARD ACCESS & FIBER
E1.23 SCALE: 1/8"=1'-0"



2 HANDICAP DOOR OPENER WIRING DETAIL
E1.24 SCALE: NONE



REFER TO E1.28 FOR CONTINUATION (MERRIT HALL)

REFER TO E1.23 FOR CONTINUATION (TIMERMAN HALL)



1 TIMERMAN HALL PARTIAL FIRST FLOOR - CARD ACCESS & FIBER
E1.24 SCALE: 1/8"=1'-0"

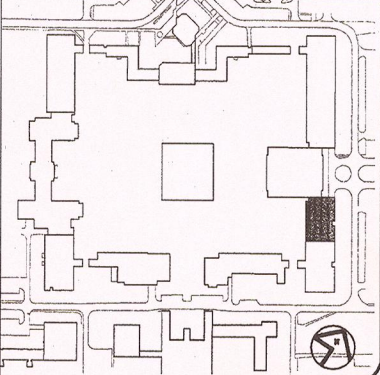
GENERAL NOTES

1. PROVIDE ALL SECURITY DEVICES SHOWN AND ITS ASSOCIATED SYSTEM WIRING, UON.
2. REFER TO CARD ACCESS SYSTEM RISER DIAGRAM ON DRAWING EQ.4. FOR WIRING REQUIREMENTS.
3. ALL LOW VOLTAGE CARD ACCESS SYSTEM WIRING MAY OCCUPY A COMMON RACEWAY. ALL 120 VOLT POWER WIRING SHALL BE INSTALLED IN SEPERATE RACEWAY FROM LOW VOLTAGE SYSTEM WIRING.

CEILING SCHEDULE

- ① GYPSUM BOARD
- ② NO CEILING - EXPOSED STRUCTURE
- ③ 1'X1' SPLINE CEILING TILES
- ④ CEMENTIOUS CEILING
- ⑤ NO CEILING - CONCRETE DECKING
- ⑥ 2'X2' LAY-IN ACOUSTICAL PANELS IN GRID
- ⑦ 2'X4' LAY-IN ACOUSTICAL PANELS IN GRID

KEYPLAN



Potsdam
THE STATE UNIVERSITY OF NEW YORK

Project:
SUCF Project No. 12283, Install Fiber Optic and Electronic Entrances (Card System), State University College at Potsdam

Engineer:
Lewis Engineering, P.C.

94 New Karner Road
Suite 201
Albany, New York 12203
V (518) 427-7200
F (518) 427-7210
www.lewisengineeringpc.com

Architect:
Hamlin Design Group


163 Homestead Ave.
Albany, New York 12203
V (518) 724-5159
F (518) 320-8633
www.HamlinDesignGroup.com

Asbestos/Lead Consultant:
Adelaide Environmental Health Associates, Inc.

1511 Route 22, Suite C24
Brewster, New York 10509
V (845) 278-7710
F (845) 278-7750
www.Adelaideehc.com

Revisions:

No.	Date	Issue
1	3/22/10	BID DOCUMENTS
2		
3		
4		
5		



22 MARCH 10 LE Project No. 07072
Checked by: JAS

**TIMERMAN HALL
PARTIAL FIRST FLOOR
CARD ACCESS & FIBER
SYSTEM PLAN**

E1.24

KEYED NOTES

- 1 PROVIDE BRANCH CIRCUIT WIRING 2#12AWG, 1#12AWG IN RACEWAY TO PANELBOARD DESIGNATED.
- 2 PROVIDE NEMA 1, WALL MOUNTED, KEY LOCKABLE CABINET, SIZE TO ACCOMMODATE (RC) DOOR CONTROLLERS AND (NC) NETWORK CONTROLLERS SHOWN WITHIN SPACE. SECURELY MOUNT CABINET TO WALL PROVIDING ALL SUPPORTING MEANS. ALL SYSTEM AND POWER WIRING EXITING CABINET SHALL BE INSTALLED WITHIN RESPECTIVE RACEWAY TYPE.
- 3 PROVIDE (1) 20 AMP, SINGLE POLE BRANCH CIRCUIT BREAKERS INSTALLED WITHIN EXISTING PANELBOARD "NP-11", CIRCUIT BREAKER TO BE COMPLETELY COMPATIBLE WITH EXISTING PANEL MANUFACTURER AND BE UL LISTED FOR INSTALLATION WITHIN.

GENERAL NOTES

1. PROVIDE ALL SECURITY DEVICES SHOWN AND ITS ASSOCIATED SYSTEM WIRING, UON.
2. REFER TO CARD ACCESS SYSTEM RISER DIAGRAM ON DRAWING E0.4. FOR WIRING REQUIREMENTS.
3. ALL LOW VOLTAGE CARD ACCESS SYSTEM WIRING MAY OCCUPY A COMMON RACEWAY. ALL 120 VOLT POWER WIRING SHALL BE INSTALLED IN SEPERATE RACEWAY FROM LOW VOLTAGE SYSTEM WIRING.
4. LINE INDICATES RACEWAY PATH AND IS SHOWN TO PROVIDE A PROBABLE ROUTE. LOCATION IS DIAGRAMATIC AND CONTRACTOR SHALL ROUTE RACEWAY AS REQUIRED TO SUIT FIELD CONDITIONS.

REFER TO E1.26 FOR CONTINUATION (MERRITT HALL)




CEILING SCHEDULE

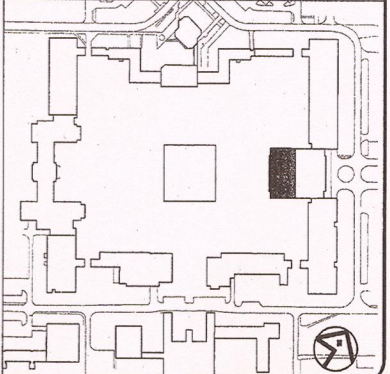
1	GYPSPUM BOARD
2	NO CEILING - EXPOSED STRUCTURE
3	1'X1' SPLINE CEILING TILES
4	CEMENTIOUS CEILING
5	NO CEILING - CONCRETE DECKING
6	2'X2' LAY-IN ACOUSTICAL PANELS IN GRID
7	2'X4' LAY-IN ACOUSTICAL PANELS IN GRID

Revisions:

No.	Date	Issue
1	3/22/10	BID DOCUMENTS
2		
3		
4		
5		



KEYPLAN NOT TO SCALE



22 MARCH 10
Checked by: JAS
LE Project No. 07072

MERRITT HALL
PARTIAL BASEMENT
CARD ACCESS & FIBER
SYSTEM PLAN



Project:
SUCF Project No. 12283, Install Fiber Optic and Electronic Entrances (Card System), State University College at Potsdam


Engineer:
Lewis Engineering, P.C.
94 New Karner Road
Suite 201
Albany, New York 12203
V (518) 427-7200
F (518) 427-7210
www.lewisengineeringpc.com

Architect:
Hamlin Design Group
163 Homestead Ave.
Albany, New York 12203
V (518) 724-5159
F (518) 320-8633
www.HamlinDesignGroup.com

Asbestos/Lead Consultant:
Adelaide Environmental Health Associates, Inc.
1511 Route 22, Suite C24
Brewster, New York 10809
V (845) 278-7710
F (845) 278-7750
www.AdelaideInc.com

Revisions:

No.	Date	Issue
1	3/22/10	BID DOCUMENTS
2		
3		
4		
5		



22 MARCH 10
Checked by: JAS
LE Project No. 07072

MERRITT HALL
PARTIAL BASEMENT
CARD ACCESS & FIBER
SYSTEM PLAN

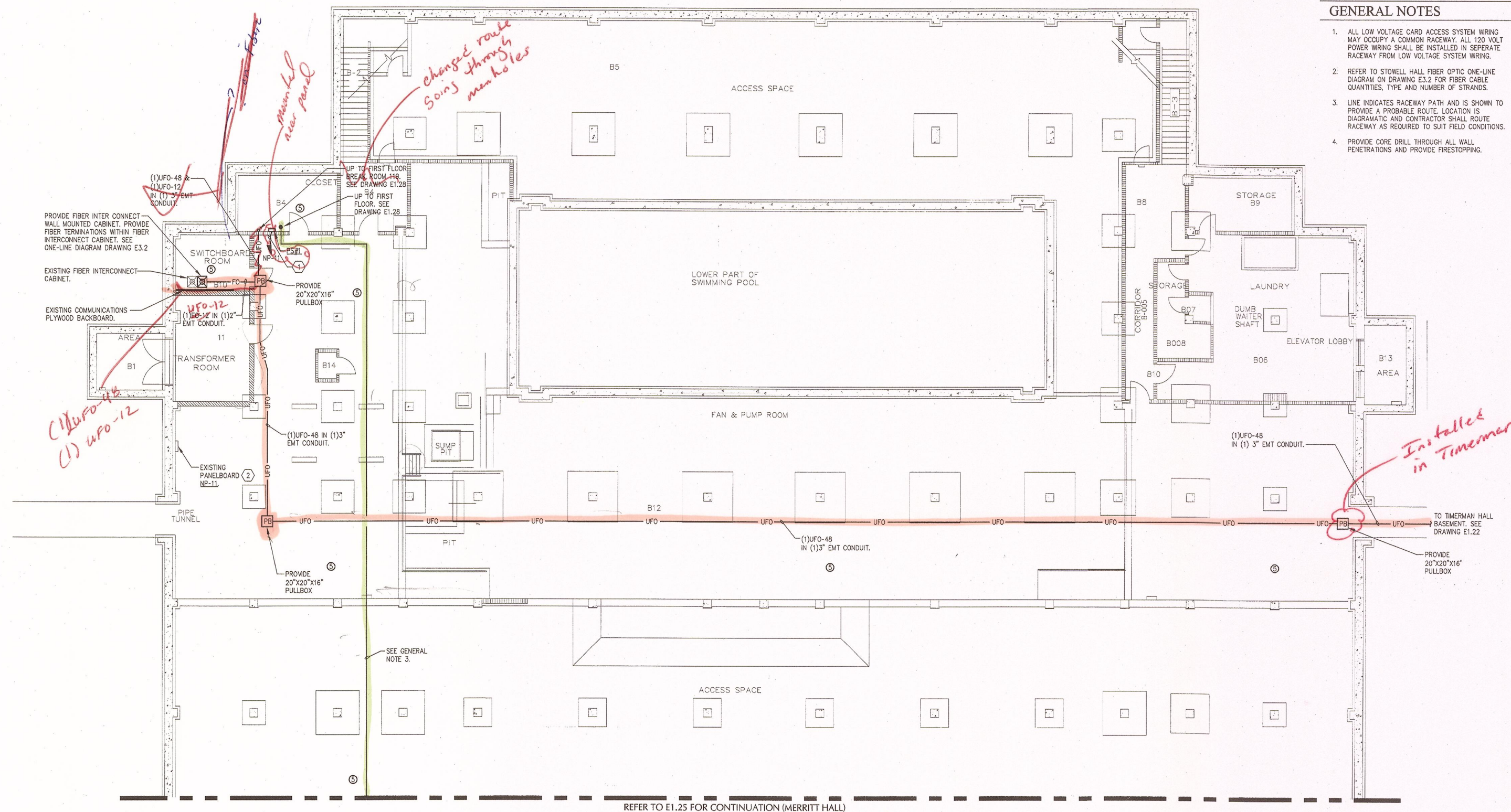
E1.26

CEILING SCHEDULE

1	GYPSUM BOARD
2	NO CEILING - EXPOSED STRUCTURE
3	1'X1' SPLINE CEILING TILES
4	CEMENTIOUS CEILING
5	NO CEILING - CONCRETE DECKING
6	2'X2' LAY-IN ACOUSTICAL PANELS IN GRID
7	2'X4' LAY-IN ACOUSTICAL PANELS IN GRID

- KEYED NOTES**
- 1 PROVIDE BRANCH CIRCUIT WIRING 2#12AWG, 1#12AWG IN RACEWAY TO PANELBOARD DESIGNATED.
 - 2 PROVIDE (1) 20 AMP. SINGLE POLE BRANCH CIRCUIT BREAKERS INSTALLED WITHIN EXISTING PANELBOARD "NP-11". CIRCUIT BREAKER TO BE COMPLETELY COMPATIBLE WITH EXISTING PANEL MANUFACTURER AND BE UL LISTED FOR INSTALLATION WITHIN.

- GENERAL NOTES**
1. ALL LOW VOLTAGE CARD ACCESS SYSTEM WIRING MAY OCCUPY A COMMON RACEWAY. ALL 120 VOLT POWER WIRING SHALL BE INSTALLED IN SEPARATE RACEWAY FROM LOW VOLTAGE SYSTEM WIRING.
 2. REFER TO STOWELL HALL FIBER OPTIC ONE-LINE DIAGRAM ON DRAWING E3.2 FOR FIBER CABLE QUANTITIES, TYPE AND NUMBER OF STRANDS.
 3. LINE INDICATES RACEWAY PATH AND IS SHOWN TO PROVIDE A PROBABLE ROUTE. LOCATION IS DIAGRAMATIC AND CONTRACTOR SHALL ROUTE RACEWAY AS REQUIRED TO SUIT FIELD CONDITIONS.
 4. PROVIDE CORE DRILL THROUGH ALL WALL PENETRATIONS AND PROVIDE FIRESTOPPING.

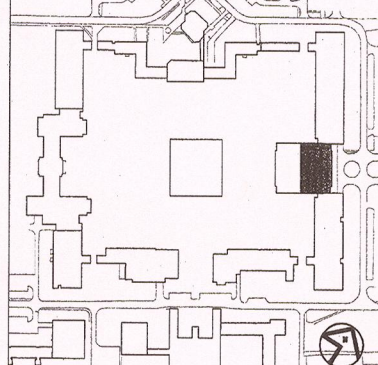


REFER TO E1.25 FOR CONTINUATION (MERRITT HALL)



1 MERRITT HALL PARTIAL BASEMENT - CARD ACCESS & FIBER
E1.26 SCALE: 1/8"=1'-0"

KEYPLAN NOT TO SCALE



Project:
SUCF Project No. 12283, Install Fiber Optic and Electronic Entrances (Card System), State University College at Potsdam

Engineer:
Lewis Engineering, P.C.

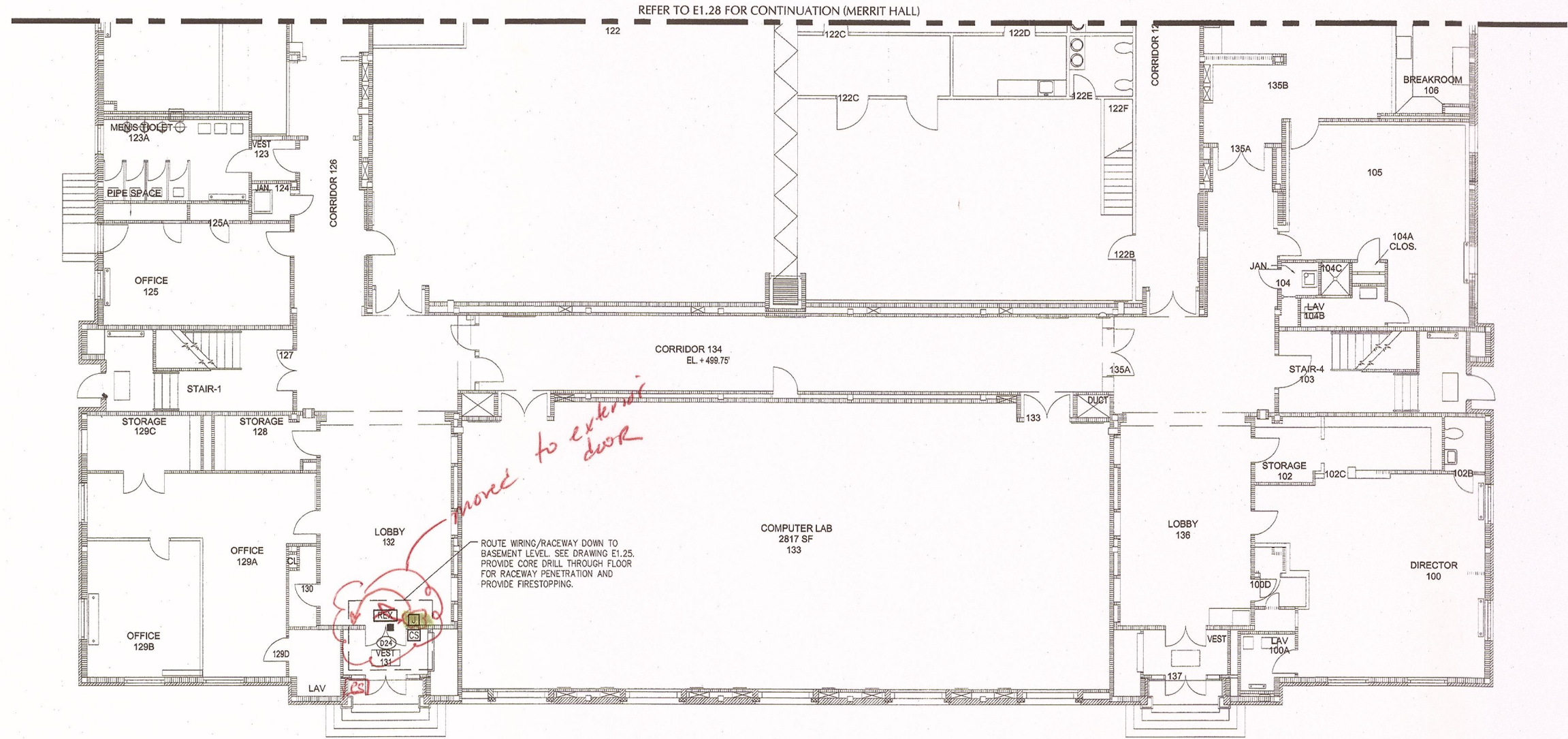
94 New Kamer Road
Suite 201
Albany, New York 12203
V (518) 427-7200
F (518) 427-7210
www.lewisengineeringpc.com

Architect:
Hamlin Design Group

163 Homestead Ave.
Albany, New York 12203
V (518) 724-5159
F (518) 320-8633
www.HamlinDesignGroup.com

Asbestos/Lead Consultant:
Adelaide Environmental Health Associates, Inc.

1511 Route 22, Suite C24
Brewster, New York 10509
V (845) 278-7710
F (845) 278-7750
www.Adelaideehc.com




GENERAL NOTES

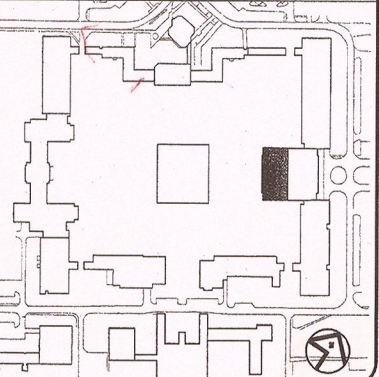
1. PROVIDE ALL SECURITY DEVICES SHOWN AND ITS ASSOCIATED SYSTEM WIRING, UON.
2. REFER TO CARD ACCESS SYSTEM RISER DIAGRAM ON DRAWING ED.4. FOR WIRING REQUIREMENTS.
3. ALL LOW VOLTAGE CARD ACCESS SYSTEM WIRING MAY OCCUPY A COMMON RACEWAY. ALL 120 VOLT POWER WIRING SHALL BE INSTALLED IN SEPARATE RACEWAY FROM LOW VOLTAGE SYSTEM WIRING.

Revisions:

No.	Date	Issue
1	3/22/10	BID DOCUMENTS
2		
3		
4		
5		



KEYPLAN NOT TO SCALE

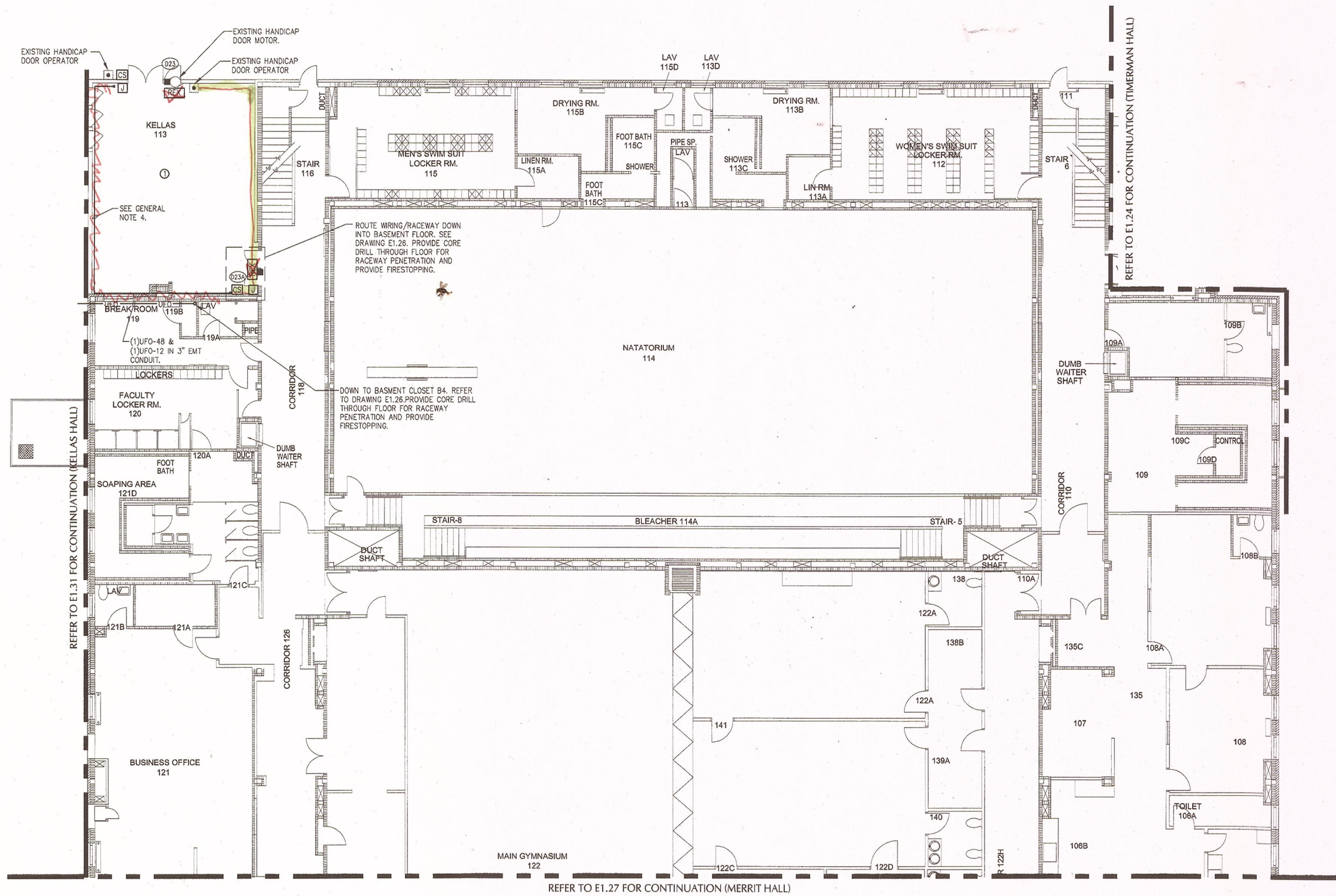


1 MERRITT HALL PARTIAL FIRST FLOOR - CARD ACCESS & FIBER
E1.27 SCALE: 1/8"=1'-0"

22 MARCH 10 LE Project No. 07072
Checked by: JAS

MERRITT HALL
PARTIAL FIRST FLOOR
CARD ACCESS & FIBER
SYSTEM PLAN

E1.27



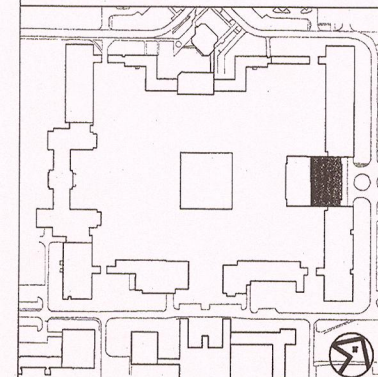
GENERAL NOTES

1. PROVIDE ALL SECURITY DEVICES SHOWN AND ITS ASSOCIATED SYSTEM WIRING, UON.
2. REFER TO CARD ACCESS SYSTEM RISER DIAGRAM ON DRAWING E0.4, FOR WIRING REQUIREMENTS.
3. ALL LOW VOLTAGE CARD ACCESS SYSTEM WIRING MAY OCCUPY A COMMON RACEWAY. ALL 120 VOLT POWER WIRING SHALL BE INSTALLED IN SEPERATE RACEWAY FROM LOW VOLTAGE SYSTEM WIRING.
4. LINE INDICATES RACEWAY PATH AND IS SHOWN TO PROVIDE A PROBABLE ROUTE. LOCATION IS DIAGRAMATIC AND CONTRACTOR SHALL ROUTE RACEWAY AS REQUIRED TO SUIT FIELD CONDITIONS.
5. PROVIDE CORE DRILL THROUGH ALL WALL PENETRATIONS AND PROVIDE FIRESTOPPING.

CEILING SCHEDULE

- ① GYPSUM BOARD
- ② NO CEILING - EXPOSED STRUCTURE
- ③ 1'X1' SPLINE CEILING TILES
- ④ CEMENTIOUS CEILING
- ⑤ NO CEILING - CONCRETE DECKING
- ⑥ 2'X2' LAY-IN ACOUSTICAL PANELS IN GRID
- ⑦ 2'X4' LAY-IN ACOUSTICAL PANELS IN GRID

KEYPLAN NOT TO SCALE




1 MERRITT HALL PARTIAL FIRST FLOOR - CARD ACCESS & FIBER
E1.28 SCALE: 1/8"=1'-0"

Revisions:

No.	Date	Issue
1	3/22/10	BID DOCUMENTS
2		
3		
4		
5		

Seal:



22 MARCH 10 LE Project No. 07072
Checked by: JAS

MERRITT HALL
PARTIAL FIRST FLOOR
CARD ACCESS & FIBER
SYSTEM PLAN

E1.28

Project:
SUCF Project No. 12283, Install Fiber Optic and Electronic Entrances (Card System),
State University College at Potsdam

Engineer:
Lewis Engineering, P.C.

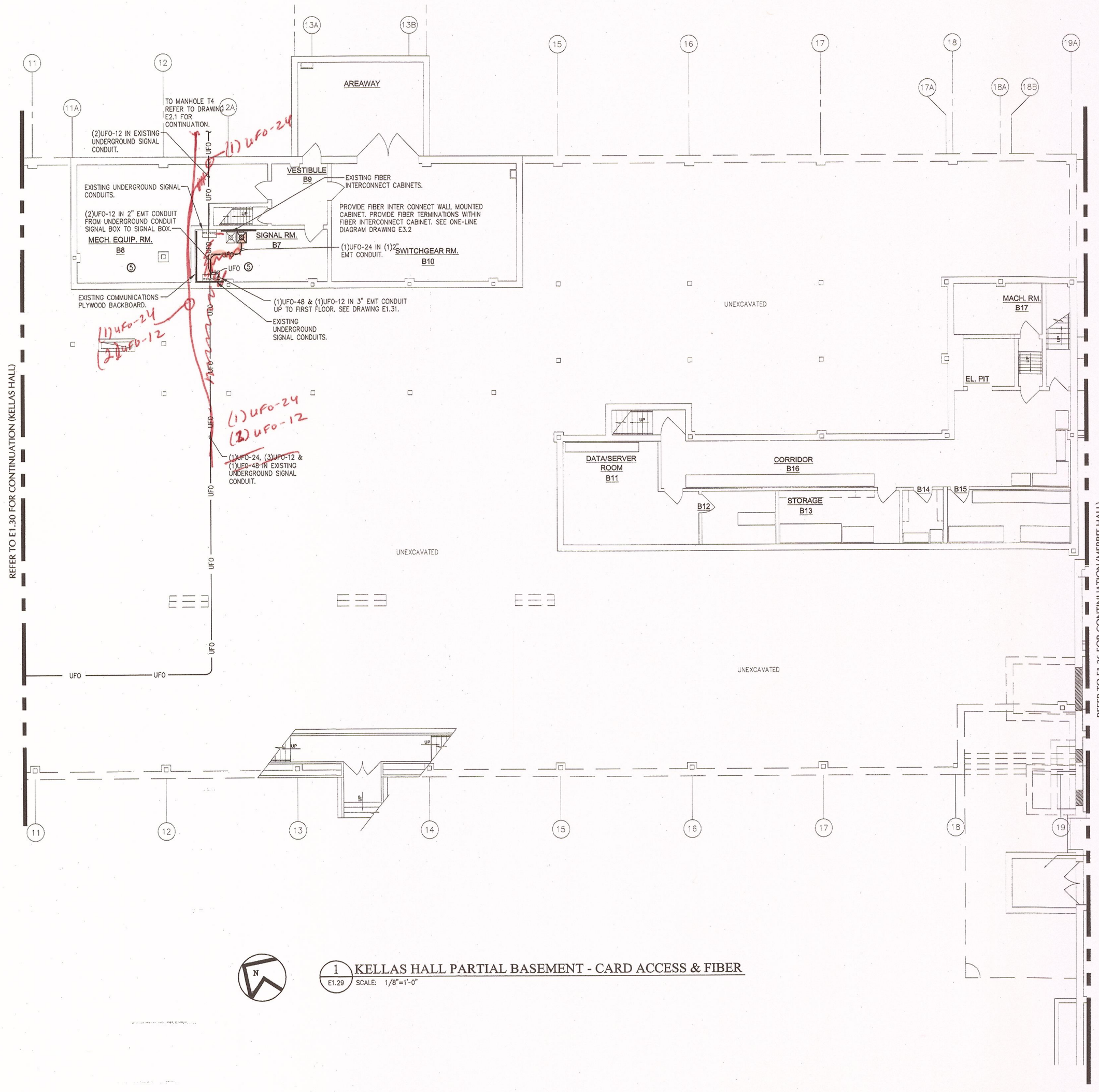
94 New Karner Road
Suite 201
Albany, New York 12203
V (518) 427-7200
F (518) 427-7210
www.lewisengineeringpc.com

Architect:
Hamlin Design Group

163 Homestead Ave.
Albany, New York 12203
V (518) 724-5159
F (518) 320-8633
www.HamlinDesignGroup.com

Asbestos/Lead Consultant:
Adelaide Environmental Health Associates, Inc.

1511 Route 22, Suite C24
Brewster, New York 10509
V (845) 278-7710
F (845) 278-7750
www.AdelaideInc.com



GENERAL NOTES

- REFER TO RAYMOND HALL FIBER OPTIC ONE-LINE DIAGRAM ON DRAWING E3.1. FOR FIBER CABLE QUANTITIES, TYPE AND NUMBER OF STRANDS.
- REFER TO STOWELL HALL FIBER OPTIC ONE-LINE DIAGRAM ON DRAWING E3.2 FOR FIBER BETWEEN STOWELL HALL AND RAYMOND HALL AND FIBER CABLE QUANTITIES, TYPE AND NUMBER OF STRANDS.
- PROVIDE CORE DRILL THROUGH ALL WALL PENETRATIONS AND PROVIDE FIRESTOPPING.

CEILING SCHEDULE

- ① GYPSUM BOARD
- ② NO CEILING - EXPOSED STRUCTURE
- ③ 1'X1' SPLINE CEILING TILES
- ④ CEMENTIOUS CEILING
- ⑤ NO CEILING - CONCRETE DECKING
- ⑥ 2'X2' LAY-IN ACOUSTICAL PANELS IN GRID
- ⑦ 2'X4' LAY-IN ACOUSTICAL PANELS IN GRID

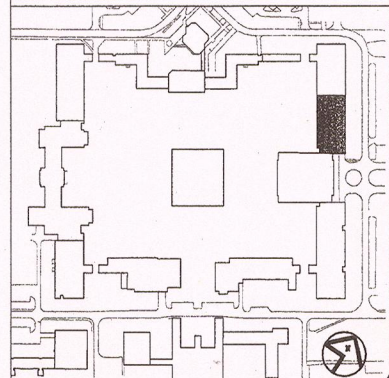
Revisions:

No.	Date	Issue
1	3/22/10	BID DOCUMENTS
2		
3		
4		
5		

Seal:



KEYPLAN NOT TO SCALE



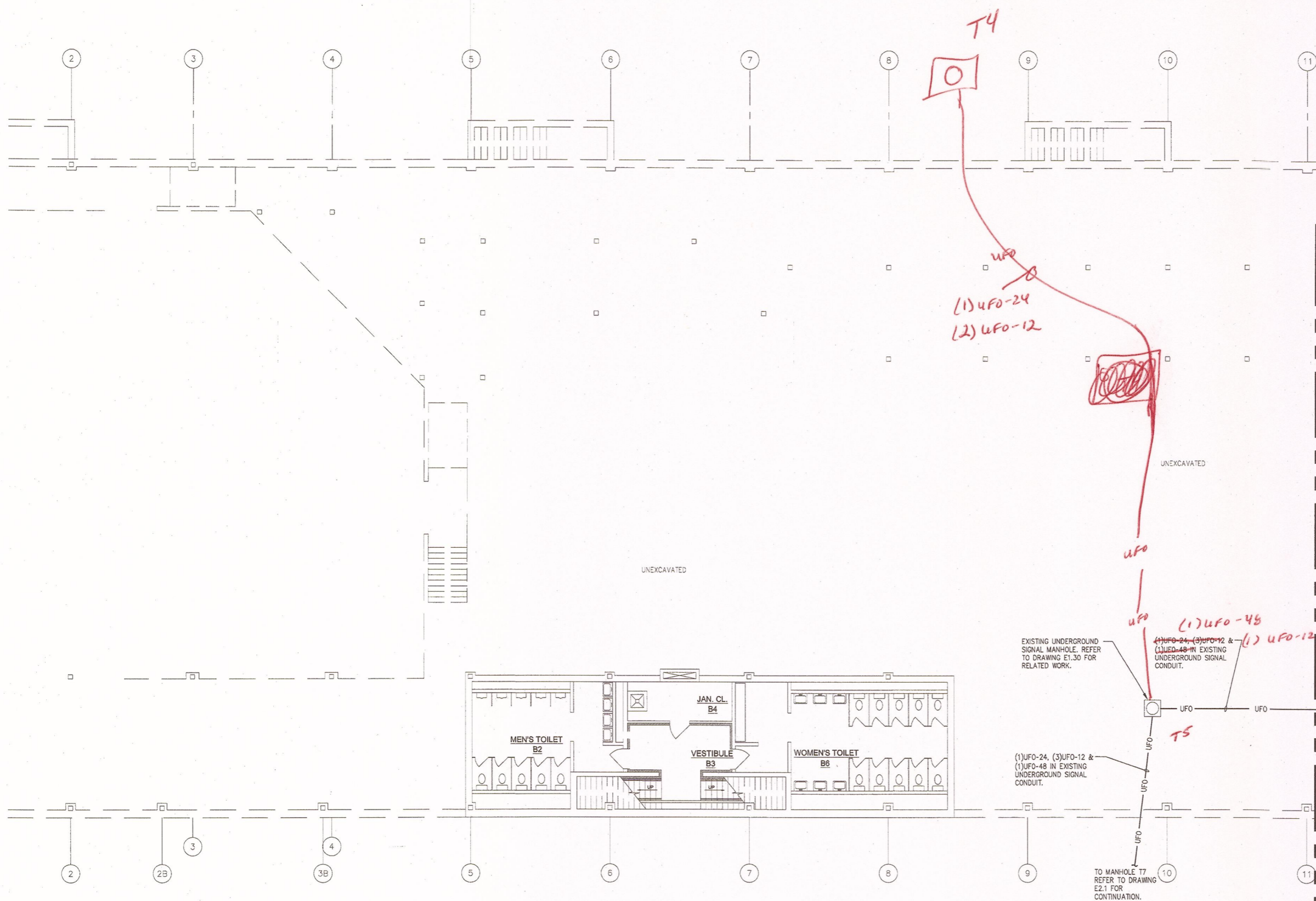
22 MARCH 10 LE Project No. 07072
Checked by: JAS

KELLAS HALL
PARTIAL BASEMENT
CARD ACCESS & FIBER
SYSTEM PLAN

E1.29



1 KELLAS HALL PARTIAL BASEMENT - CARD ACCESS & FIBER
E1.29 SCALE: 1/8"=1'-0"

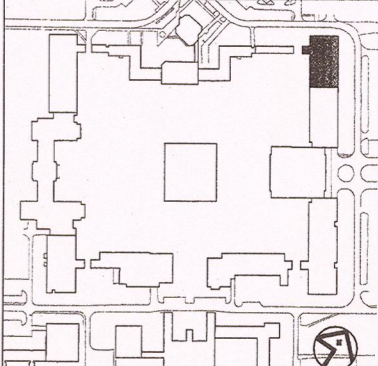


KEYED NOTES

GENERAL NOTES

- REFER TO RAYMOND HALL FIBER OPTIC ONE-LINE DIAGRAM ON DRAWING E3.1. FOR FIBER CABLE QUANTITIES, TYPE AND NUMBER OF STRANDS.
- REFER TO STOWELL HALL FIBER OPTIC ONE-LINE DIAGRAM ON DRAWING E3.2 FOR FIBER BETWEEN STOWELL HALL AND RAYMOND HALL AND FIBER CABLE QUANTITIES, TYPE AND NUMBER OF STRANDS.

KEYPLAN NOT TO SCALE



Potsdam
THE STATE UNIVERSITY OF NEW YORK

Project:
SUCF Project No. 12283, Install Fiber Optic and Electronic Entrances (Card System), State University College at Potsdam


Engineer:
Lewis Engineering, P.C.
94 New Karner Road
Suite 201
Albany, New York 12203
V (518) 427-7200
F (518) 427-7210
www.lewisengineeringpc.com

Architect:
Hamlin Design Group
163 Homestead Ave.
Albany, New York 12203
V (518) 724-5159
F (518) 320-8633
www.HamlinDesignGroup.com

Asbestos/Lead Consultant:
Adelaide Environmental Health Associates, Inc.
1511 Route 22, Suite C24
Brewster, New York 10509
V (845) 278-7710
F (845) 278-7750
www.AdelaideInc.com

Revisions:

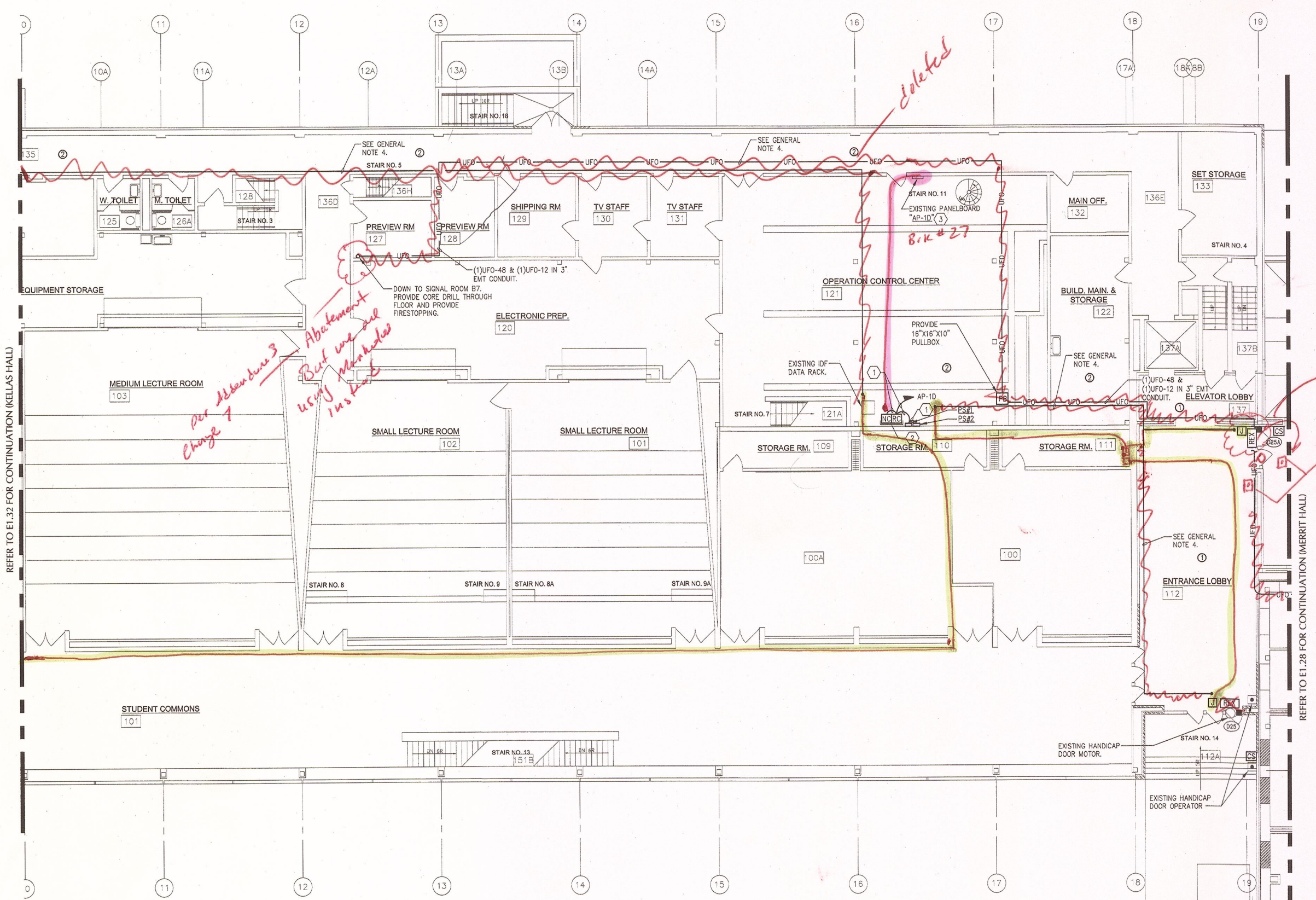
No.	Date	Issue
1	3/22/10	BID DOCUMENTS
2		
3		
4		
5		



22 MARCH 10
Checked by: JAS
LE Project No. 07072

KELLAS HALL
PARTIAL BASEMENT
CARD ACCESS & FIBER
SYSTEM PLAN

E1.30



KEYED NOTES

- ① PROVIDE BRANCH CIRCUIT WIRING 2#12AWG, 1#12AWG EGC IN RACEWAY TO PANELBOARD DESIGNATED.
- ② PROVIDE NEMA 1, WALL MOUNTED, KEY LOCKABLE CABINET, SIZE TO ACCOMMODATE (RC) DOOR CONTROLLERS AND (NC) NETWORK CONTROLLERS SHOWN WITHIN SPACE. SECURELY MOUNT CABINET TO WALL PROVIDING ALL SUPPORTING MEANS. ALL SYSTEM AND POWER WIRING EXITING CABINET SHALL BE INSTALLED WITHIN RESPECTIVE RACEWAY TYPE.
- ③ PROVIDE (1) 20 AMP, SINGLE POLE BRANCH CIRCUIT BREAKERS INSTALLED WITHIN EXISTING PANELBOARD "AP-10". CIRCUIT BREAKER TO BE COMPLETELY COMPATIBLE WITH EXISTING PANEL MANUFACTURER AND BE UL LISTED FOR INSTALLATION WITHIN.

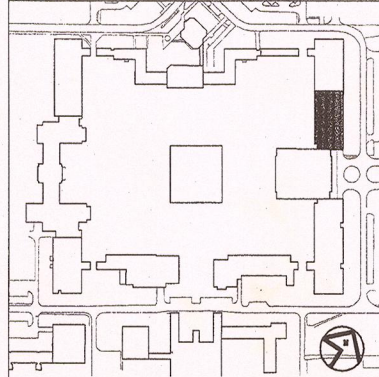
GENERAL NOTES

- 1. PROVIDE ALL SECURITY DEVICES SHOWN AND ITS ASSOCIATED SYSTEM WIRING, UON.
- 2. REFER TO CARD ACCESS SYSTEM RISER DIAGRAM ON DRAWING E0.4. FOR WIRING REQUIREMENTS.
- 3. ALL LOW VOLTAGE CARD ACCESS SYSTEM WIRING MAY OCCUPY A COMMON RACEWAY. ALL 120 VOLT POWER WIRING SHALL BE INSTALLED IN SEPARATE RACEWAY FROM LOW VOLTAGE SYSTEM WIRING.
- 4. LINE INDICATES RACEWAY PATH AND IS SHOWN TO PROVIDE A PROBABLE ROUTE. LOCATION IS DIAGRAMATIC AND CONTRACTOR SHALL ROUTE RACEWAY AS REQUIRED TO SUIT FIELD CONDITIONS.
- 5. PROVIDE CORE DRILL THROUGH ALL WALL PENETRATIONS AND PROVIDE FIRESTOPPING.

CEILING SCHEDULE

- ① GYPSUM BOARD
- ② NO CEILING - EXPOSED STRUCTURE
- ③ 1'x1' SPLINE CEILING TILES
- ④ CEMENTIOUS CEILING
- ⑤ NO CEILING - CONCRETE DECKING
- ⑥ 2'x2' LAY-IN ACOUSTICAL PANELS IN GRID
- ⑦ 2'x4' LAY-IN ACOUSTICAL PANELS IN GRID

KEYPLAN



Potsdam
THE STATE UNIVERSITY OF NEW YORK

Project:
SUCF Project No. 12283, Install Fiber Optic and Electronic Entrances (Card System), State University College at Potsdam

Engineer:
Lewis Engineering, P.C.

94 New Kerner Road
Suite 201
Albany, New York 12203
V (518) 427-7200
F (518) 427-7210
www.lewisengineeringpc.com

Architect:
Hamlin Design Group


163 Homestead Ave.
Albany, New York 12203
V (518) 724-5159
F (518) 320-8633
www.HamlinDesignGroup.com

Asbestos/Lead Consultant:
Adelaide Environmental Health Associates, Inc.

1511 Route 22, Suite C24
Brewster, New York 10509
V (845) 278-7710
F (845) 278-7750
www.Adelaideinc.com

Revisions:

No.	Date	Issue
1	3/22/10	BID DOCUMENTS
2		
3		
4		
5		



22 MARCH 10
Checked by:
JAS

LE Project No.
07072

KELLAS HALL
PARTIAL FIRST FLOOR
CARD ACCESS & FIBER
SYSTEM PLAN

E1.31

1 KELLAS HALL PARTIAL FIRST FLOOR - CARD ACCESS & FIBER
E1.31 SCALE: 1/8"=1'-0"



REFER TO E1.32 FOR CONTINUATION (KELLAS HALL)

REFER TO E1.28 FOR CONTINUATION (MERRITT HALL)

Per Attachment 3 Change 7

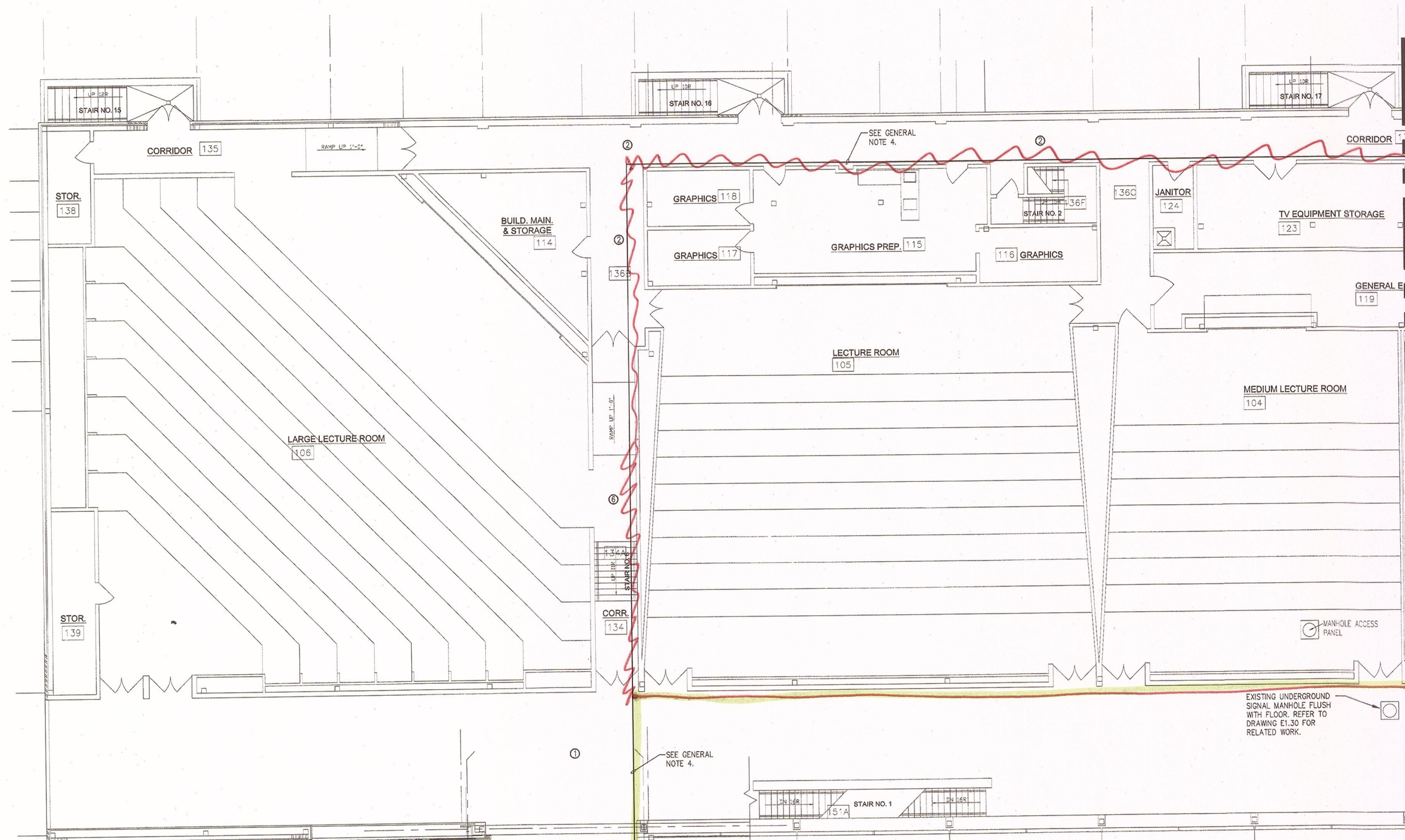
Abatement But use see using materials ins back

Deleted

Bik # 27

Hardware installed on handicap door

EXISTING HANDICAP DOOR OPERATOR



KEYED NOTES

- ① PROVIDE BRANCH CIRCUIT WIRING 2#12AWG, 1#12AWG EGC IN RACEWAY TO PANELBOARD DESIGNATED.
- ② PROVIDE (1) 20 AMP. SINGLE POLE BRANCH CIRCUIT BREAKERS INSTALLED WITHIN EXISTING PANELBOARD "L-1". CIRCUIT BREAKER TO BE COMPLETELY COMPATIBLE WITH EXISTING PANEL MANUFACTURER AND BE UL LISTED FOR INSTALLATION WITHIN.



Project:
SUCF Project No. 12283, Install Fiber Optic and Electronic Entrances (Card System),
 State University College at Potsdam

Engineer:
 Lewis Engineering, P.C.
 94 New Karner Road
 Suite 201
 Albany, New York 12203
 V (518) 427-7200
 F (518) 427-7210
 www.lewisengineeringpc.com

Architect:
 Hamlin Design Group
 163 Homestead Ave.
 Albany, New York 12203
 V (518) 724-5159
 F (518) 320-8633
 www.HamlinDesignGroup.com

Asbestos/Lead Consultant:
 Adelaide Environmental Health Associates, Inc.
 1511 Route 22, Suite C24
 Brewster, New York 10509
 V (845) 278-7710
 F (845) 278-7750
 www.AdelaideInc.com

GENERAL NOTES

- 1. PROVIDE ALL SECURITY DEVICES SHOWN AND ITS ASSOCIATED SYSTEM WIRING, UON.
- 2. REFER TO CARD ACCESS SYSTEM RISER DIAGRAM ON DRAWING ED.4. FOR WIRING REQUIREMENTS.
- 3. ALL LOW VOLTAGE CARD ACCESS SYSTEM WIRING MAY OCCUPY A COMMON RACEWAY. ALL 120 VOLT POWER WIRING SHALL BE INSTALLED IN SEPERATE RACEWAY FROM LOW VOLTAGE SYSTEM WIRING.
- 4. LINE INDICATES RACEWAY PATH AND IS SHOWN TO PROVIDE A PROBABLE ROUTE. LOCATION IS DIAGRAMATIC AND CONTRACTOR SHALL ROUTE RACEWAY AS REQUIRED TO SUIT FIELD CONDITIONS.
- 5. PROVIDE CORE DRILL THROUGH ALL WALL PENETRATIONS AND PROVIDE FIRESTOPPING.

CEILING SCHEDULE

- ① GYPSUM BOARD
- ② NO CEILING - EXPOSED STRUCTURE
- ③ 1'X1' SPLINE CEILING TILES
- ④ CEMENTIOUS CEILING
- ⑤ NO CEILING - CONCRETE DECKING
- ⑥ 2'X2' LAY-IN ACOUSTICAL PANELS IN GRID
- ⑦ 2'X4' LAY-IN ACOUSTICAL PANELS IN GRID

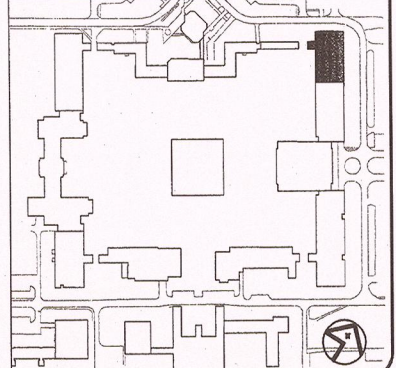
Revisions:

No.	Date	Issue
1	3/22/10	BID DOCUMENTS
2		
3		
4		
5		

Seal:



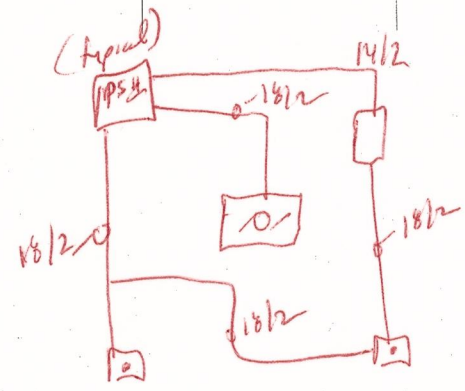
KEYPLAN NOT TO SCALE



22 MARCH 10 LE Project No. 07072
 Checked by: JAS

KELLAS HALL PARTIAL FIRST FLOOR CARD ACCESS & FIBER SYSTEM PLAN

E1.32

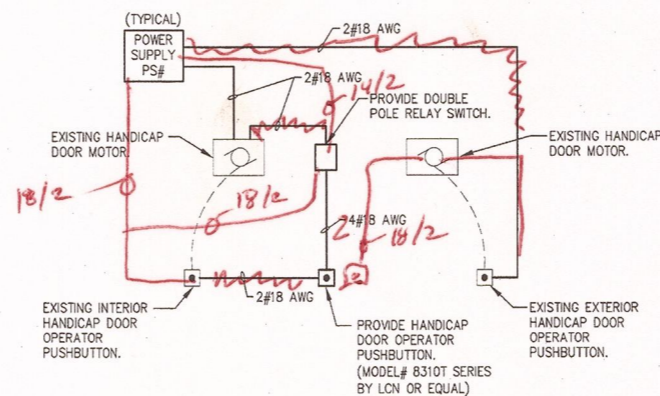


1 KELLAS HALL PARTIAL FIRST FLOOR - CARD ACCESS & FIBER
 E1.32 SCALE: 1/8"=1'-0"

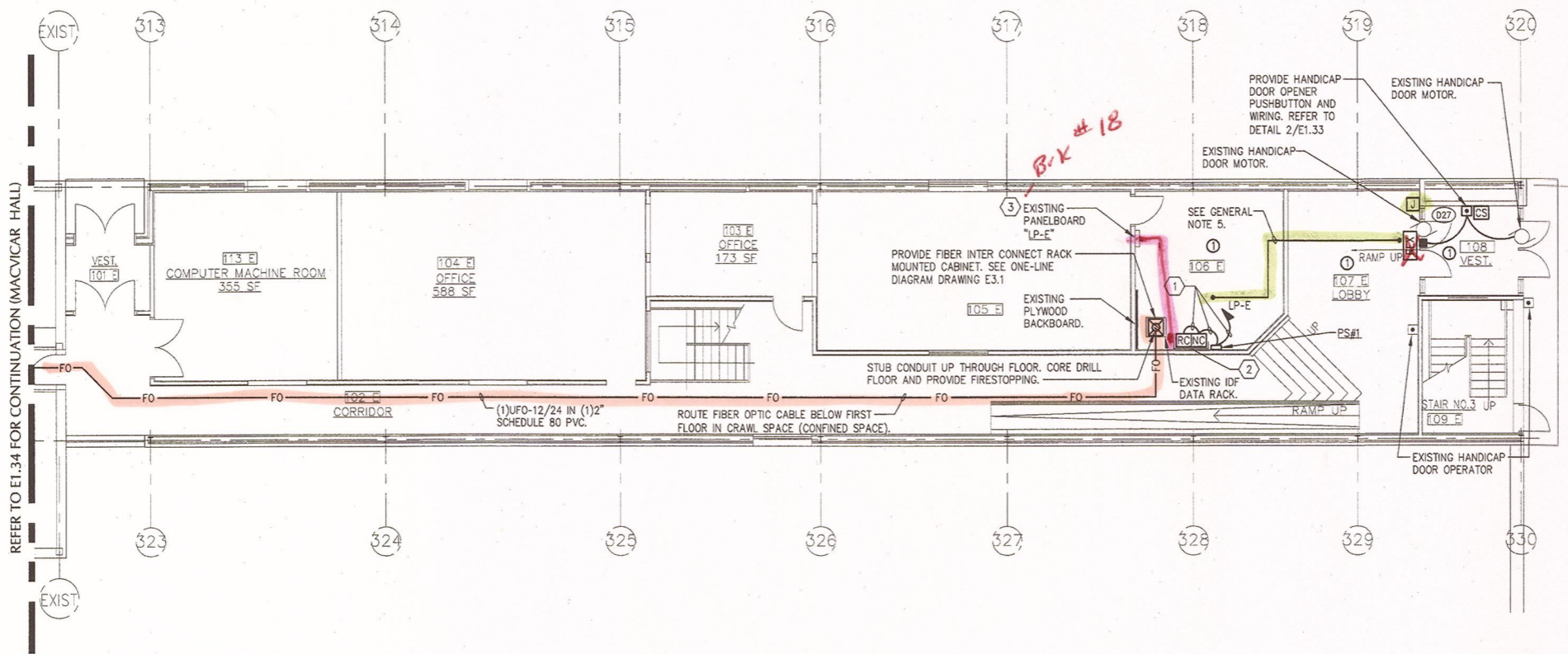
2 HANDICAP DOOR OPENER WIRING DETAIL
 E1.32 SCALE: NONE



REFER TO E1.31 FOR CONTINUATION (KELLAS HALL)



2 HANDICAP DOOR OPENER WIRING DETAIL
E1.33 SCALE: NONE



1 STILLMAN COMPUTER CENTER FIRST FLOOR- CARD ACCESS & FIBER
E1.33 SCALE: 1/8"=1'-0"

KEYED NOTES

- 1 PROVIDE BRANCH CIRCUIT WIRING 2#12AWG, 1#12AWG EGC IN RACEWAY TO PANELBOARD DESIGNATED.
- 2 PROVIDE NEMA 1, WALL MOUNTED, KEY LOCKABLE CABINET, SIZE TO ACCOMMODATE (RC) DOOR CONTROLLERS AND (NC) NETWORK CONTROLLERS SHOWN WITHIN SPACE. SECURELY MOUNT CABINET TO WALL PROVIDING ALL SUPPORTING MEANS. ALL SYSTEM AND POWER WIRING EXISTING CABINET SHALL BE INSTALLED WITHIN RESPECTIVE RACEWAY TYPE.
- 3 PROVIDE (1) 20 AMP, SINGLE POLE BRANCH CIRCUIT BREAKERS INSTALLED WITHIN EXISTING PANELBOARD "LP-E". CIRCUIT BREAKER TO BE COMPLETELY COMPATIBLE WITH EXISTING PANEL MANUFACTURER AND BE UL LISTED FOR INSTALLATION WITHIN.

GENERAL NOTES

1. PROVIDE ALL SECURITY DEVICES SHOWN AND ITS ASSOCIATED SYSTEM WIRING, UON.
2. REFER TO CARD ACCESS SYSTEM RISER DIAGRAM ON DRAWING E.D.S. FOR WIRING REQUIREMENTS.
3. ALL LOW VOLTAGE CARD ACCESS SYSTEM WIRING MAY OCCUPY A COMMON RACEWAY. ALL 120 VOLT POWER WIRING SHALL BE INSTALLED IN SEPERATE RACEWAY FROM LOW VOLTAGE SYSTEM WIRING.
4. REFER TO RAYMOND HALL FIBER OPTIC ONE-LINE DIAGRAM ON DRAWING E3.1 FOR FIBER CABLE QUANTITIES, TYPE AND NUMBER OF STRANDS.
5. LINE INDICATES RACEWAY PATH AND IS SHOWN TO PROVIDE A PROBABLE ROUTE. LOCATION IS DIAGRAMATIC AND CONTRACTOR SHALL ROUTE RACEWAY AS REQUIRED TO SUIT FIELD CONDITIONS.
6. PROVIDE CORE DRILL THROUGH ALL WALL PENETRATIONS AND PROVIDE FIRESTOPPING.

CEILING SCHEDULE

- 1 GYPSUM BOARD
- 2 NO CEILING - EXPOSED STRUCTURE
- 3 1'X1' SPLINE CEILING TILES
- 4 CEMENTIOUS CEILING
- 5 NO CEILING - CONCRETE DECKING
- 6 2'X2' LAY-IN ACOUSTICAL PANELS IN GRID
- 7 2'X4' LAY-IN ACOUSTICAL PANELS IN GRID



Project:
SUCF Project No. 12283, Install Fiber Optic and Electronic Entrances (Card System),
State University
College at
Potsdam

Engineer:
Lewis Engineering, P.C.

94 New Karner Road
Suite 201
Albany, New York 12203
V (518) 427-7200
F (518) 427-7210
www.lewisengineeringpc.com

Architect:
Hamlin Design Group

163 Homestead Ave.
Albany, New York 12203
V (518) 724-5159
F (518) 320-8633
www.HamlinDesignGroup.com

Asbestos/Lead Consultant:
Adelaide Environmental Health Associates, Inc.

1511 Route 22, Suite C24
Brewster, New York 10509
V (845) 278-7710
F (845) 278-7750
www.AdelaideInc.com

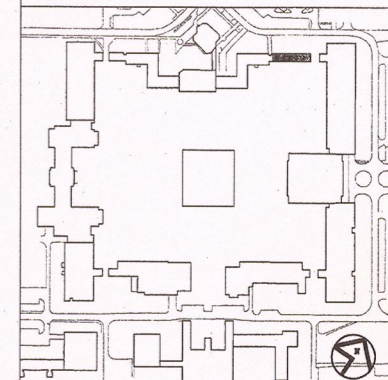
Revisions:

No.	Date	Issued
1	3/22/10	BID DOCUMENTS
2		
3		
4		
5		

Seal:



KEYPLAN NOT TO SCALE



22 MARCH 10 LE Project No. 07072
Checked by: JAS

STILLMAN COMPUTER CENTER FIRST FLOOR CARD ACCESS & FIBER SYSTEM PLAN

E1.33

KEYED NOTES

- ① PROVIDE BRANCH CIRCUIT WIRING 2#12AWG, 1#12AWG EGC IN RACEWAY TO DESIGNATED PANELBOARD.
- ② PROVIDE NEMA 1, WALL MOUNTED, KEY LOCKABLE CABINET, SIZE TO ACCOMMODATE (RC) DOOR CONTROLLERS AND (NC) NETWORK CONTROLLERS SHOWN WITHIN SPACE. SECURELY MOUNT CABINET TO WALL PROVIDING ALL SUPPORTING MEANS. ALL SYSTEM AND POWER WIRING EXITING CABINET SHALL BE INSTALLED WITHIN RESPECTIVE RACEWAY TYPE.
- ③ PROVIDE (1) 20 AMP, SINGLE POLE BRANCH CIRCUIT BREAKERS INSTALLED WITHIN EXISTING PANELBOARD "E3". CIRCUIT BREAKER TO BE COMPLETELY COMPATIBLE WITH EXISTING PANEL MANUFACTURER AND BE UL LISTED FOR INSTALLATION WITHIN.

GENERAL NOTES


1. PROVIDE ALL SECURITY DEVICES SHOWN AND ITS ASSOCIATED SYSTEM WIRING, UON.
2. REFER TO CARD ACCESS SYSTEM RISER DIAGRAM ON DRAWING E0.5. FOR WIRING REQUIREMENTS.
3. ALL LOW VOLTAGE CARD ACCESS SYSTEM WIRING MAY OCCUPY A COMMON RACEWAY. ALL 120 VOLT POWER WIRING SHALL BE INSTALLED IN SEPARATE RACEWAY FROM LOW VOLTAGE SYSTEM WIRING.
4. REFER TO RAYMOND HALL FIBER OPTIC ONE-LINE DIAGRAM ON DRAWING E3.1 FOR FIBER CABLE QUANTITIES, TYPE AND NUMBER OF STRANDS.
5. PROVIDE CORE DRILL THROUGH ALL WALL PENETRATIONS AND PROVIDE FIRESTOPPING.

CEILING SCHEDULE

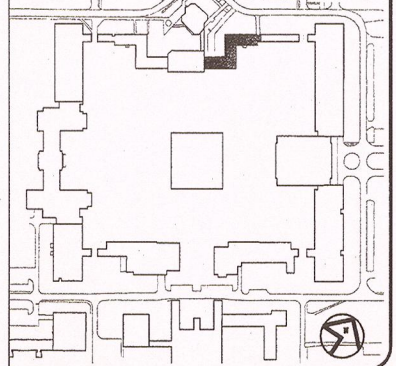
- ① GYPSUM BOARD
- ② NO CEILING - EXPOSED STRUCTURE
- ③ 1'X1' SPLINE CEILING TILES
- ④ CEMENTIOUS CEILING
- ⑤ NO CEILING - CONCRETE DECKING
- ⑥ 2'X2' LAY-IN ACOUSTICAL PANELS IN GRID
- ⑦ 2'X4' LAY-IN ACOUSTICAL PANELS IN GRID

Revisions:

No.	Date	Issue
1	3/22/10	BID DOCUMENTS
2		
3		
4		
5		



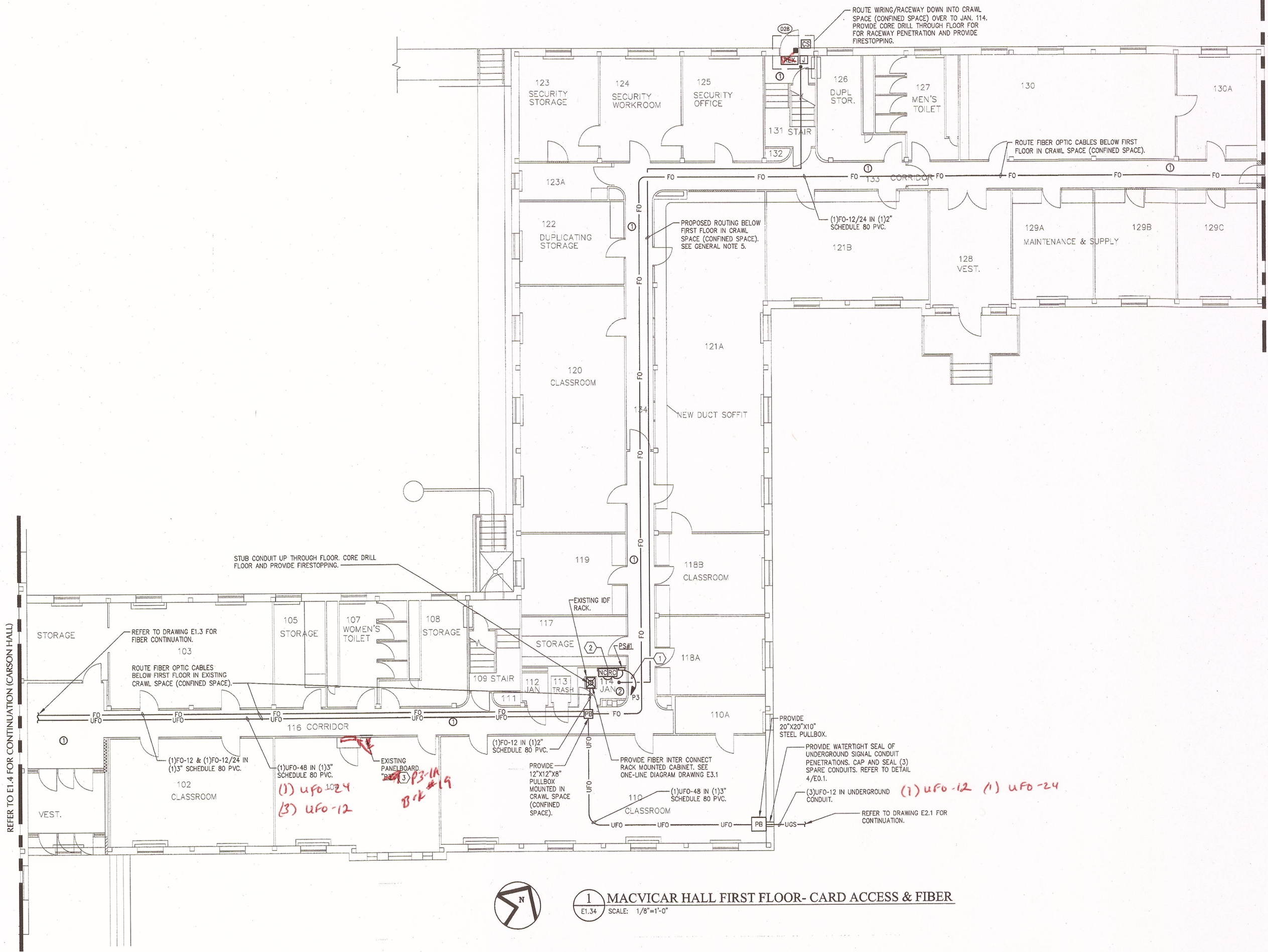
KEYPLAN NOT TO SCALE



22 MARCH 10 LE Project No. 07072
Checked by: JAS

MACVICAR HALL
FIRST FLOOR
CARD ACCESS & FIBER
SYSTEM PLAN

E1.34



1 MACVICAR HALL FIRST FLOOR- CARD ACCESS & FIBER
E1.34 SCALE: 1/8"=1'-0"

(1)UFO-12 IN EXISTING UNDERGROUND SIGNAL CONDUIT.
 (1)UFO-12 IN (1)2" EMT CONDUIT.
 EXISTING FIBER INTER CONNECT WALL MOUNTED CABINET.

TO MANHOLE T31 REFER TO DRAWING E2.1 FOR CONTINUATION.

DP-B
B-13

EXISTING COMMUNICATIONS PLYWOOD BACKBOARD.

SIGNAL ROOM B11

EXISTING UNDERGROUND SIGNAL CONDUITS.

ELECTRICAL EQUIPMENT B-12

PROVIDE FIBER INTER CONNECT WALL MOUNTED CABINET. SEE ONE-LINE DIAGRAM DRAWING E3.1

WEST CORRIDOR B29

CUSTODIAN'S R. B 13

STAFF ROOM B 19

GENERAL STORAGE B 20A

EAST CORRIDOR B 21

JANITOR B 14

WOMEN B-16

MEN B-17

WOMEN'S REST RM. B 16

LOCKER ROOM B 23

STAFF STORE B-22

ELEV. MACH. ROOM B 28

CENTRAL CORRIDOR B30

UN ASSIGNED STORAGE B35

BUILDING SUPPLY STORAGE B 24

MECHANICAL EQUIPMENT B25

CORRIDOR B25B

KEYED NOTES

- 1 PROVIDE BRANCH CIRCUIT WIRING 2#12AWG, 1#12AWG EGC IN RACEWAY TO PANELBOARD DESIGNATED. REFER TO DRAWING E1.36 FIRST FLOOR FOR PANEL LOCATIONS.
- 2 PROVIDE NEMA 1, WALL MOUNTED, KEY LOCKABLE CABINET, SIZE TO ACCOMMODATE (RC) DOOR CONTROLLERS AND (NO) NETWORK CONTROLLERS SHOWN WITHIN SPACE. SECURELY MOUNT CABINET TO WALL PROVIDING ALL SUPPORTING MEANS. ALL SYSTEM AND POWER WIRING EXITING CABINET SHALL BE INSTALLED WITHIN RESPECTIVE RACEWAY TYPE.

GENERAL NOTES

1. PROVIDE ALL SECURITY DEVICES SHOWN AND ITS ASSOCIATED SYSTEM WIRING, UON.
2. REFER TO CARD ACCESS SYSTEM RISER DIAGRAM ON DRAWING E0.5. FOR WIRING REQUIREMENTS.
3. ALL LOW VOLTAGE CARD ACCESS SYSTEM WIRING MAY OCCUPY A COMMON RACEWAY. ALL 120 VOLT POWER WIRING SHALL BE INSTALLED IN SEPERATE RACEWAY FROM LOW VOLTAGE SYSTEM WIRING.
4. REFER TO RAYMOND HALL FIBER OPTIC ONE-LINE DIAGRAM ON DRAWING E3.1 FOR FIBER CABLE QUANTITIES, TYPE AND NUMBER OF STRANDS.

CEILING SCHEDULE

- 1 GYPSUM BOARD
- 2 NO CEILING - EXPOSED STRUCTURE
- 3 1'X1' SPLINE CEILING TILES
- 4 CEMENTIOUS CEILING
- 5 NO CEILING - CONCRETE DECKING
- 6 2'X2' LAY-IN ACOUSTICAL PANELS IN GRID
- 7 2'X4' LAY-IN ACOUSTICAL PANELS IN GRID



Project:
SUCF Project No. 12283, Install Fiber Optic and Electronic Entrances (Card System), State University College at Potsdam


Engineer:
 Lewis Engineering, P.C.
 94 New Kamer Road
 Suite 201
 Albany, New York 12203
 V (518) 427-7200
 F (518) 427-7210
 www.lewisengineeringpc.com

Architect:
 Hamlin Design Group
 163 Homestead Ave.
 Albany, New York 12203
 V (518) 724-5159
 F (518) 320-8633
 www.HamlinDesignGroup.com

Asbestos/Lead Consultant:
 Adelaide Environmental Health Associates, Inc.
 1511 Route 22, Suite C24
 Brewster, New York 10509
 V (845) 278-7710
 F (845) 278-7750
 www.Adelaidehc.com

Revisions:

No.	Date	Issue
1	3/22/10	BID DOCUMENTS
2		
3		
4		
5		

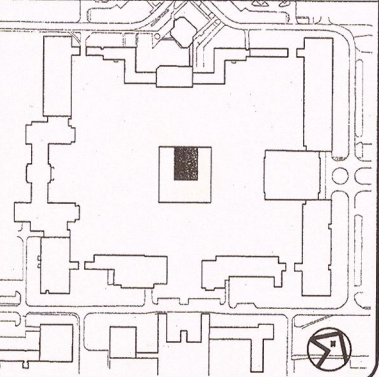


22 MARCH 10 LE Project No. 07072
 Checked by: JAS

CRUMB MEMORIAL LIBRARY BASEMENT CARD ACCESS & FIBER SYSTEM PLAN

E1.35

KEYPLAN NOT TO SCALE



1 CRUMB MEMORIAL LIBRARY BASEMENT - CARD ACCESS & FIBER
 E1.35 SCALE: 1/8"=1'-0"

KEYED NOTES

1. PROVIDE BRANCH CIRCUIT WIRING 2#12AWG, 1#12AWG EGC IN RACEWAY TO PANELBOARD DESIGNATED.
2. PROVIDE (1) 20 AMP SINGLE POLE BRANCH CIRCUIT BREAKERS INSTALLED WITHIN EXISTING PANELBOARD "ADP-1". CIRCUIT BREAKER TO BE COMPLETELY COMPATIBLE WITH EXISTING PANEL MANUFACTURER AND BE UL LISTED FOR INSTALLATION WITHIN.

GENERAL NOTES


1. PROVIDE ALL SECURITY DEVICES SHOWN AND ITS ASSOCIATED SYSTEM WIRING, UON.
2. REFER TO CARD ACCESS SYSTEM RISER DIAGRAM ON DRAWING E0.5. FOR WIRING REQUIREMENTS.
3. ALL LOW VOLTAGE CARD ACCESS SYSTEM WIRING MAY OCCUPY A COMMON RACEWAY. ALL 120 VOLT POWER WIRING SHALL BE INSTALLED IN SEPARATE RACEWAY FROM LOW VOLTAGE SYSTEM WIRING.
4. LINE INDICATES RACEWAY PATH AND IS SHOWN TO PROVIDE A PROBABLE ROUTE. LOCATION IS DIAGRAMATIC AND CONTRACTOR SHALL ROUTE RACEWAY AS REQUIRED TO SUIT FIELD CONDITIONS.

CEILING SCHEDULE

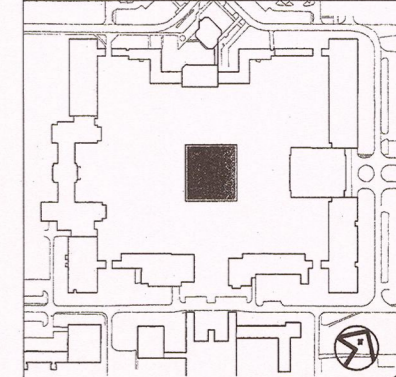
- 1 GYPSUM BOARD
- 2 NO CEILING - EXPOSED STRUCTURE
- 3 1'X1' SPLINE CEILING TILES
- 4 CEMENTIOUS CEILING
- 5 NO CEILING - CONCRETE DECKING
- 6 2'X2' LAY-IN ACOUSTICAL PANELS IN GRID
- 7 2'X4' LAY-IN ACOUSTICAL PANELS IN GRID

Revisions:

No.	Date	Issue
1	3/22/10	BID DOCUMENTS
2		
3		
4		
5		



KEYPLAN NOT TO SCALE



22 MARCH 10 LE Project No. 07072
Checked by: JAS

CRUMB MEMORIAL LIBRARY FIRST FLOOR CARD ACCESS & FIBER SYSTEM PLAN

E1.36

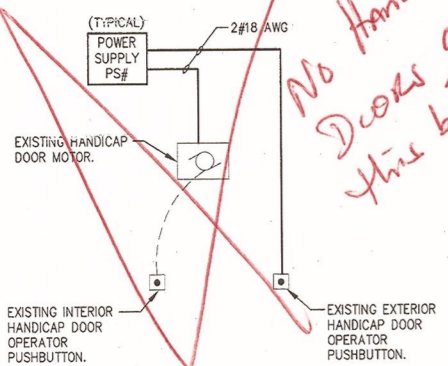
ROUTE WIRING/RACEWAY DOWN INTO BASEMENT FLOOR, UON. PROVIDE A CORE DRILL THROUGH FLOOR FOR RACEWAY PENETRATION AND PROVIDE FIRESTOPPING. REFER TO DRAWING E1.35.

This door is not a handicap door

To upstairs Data Room

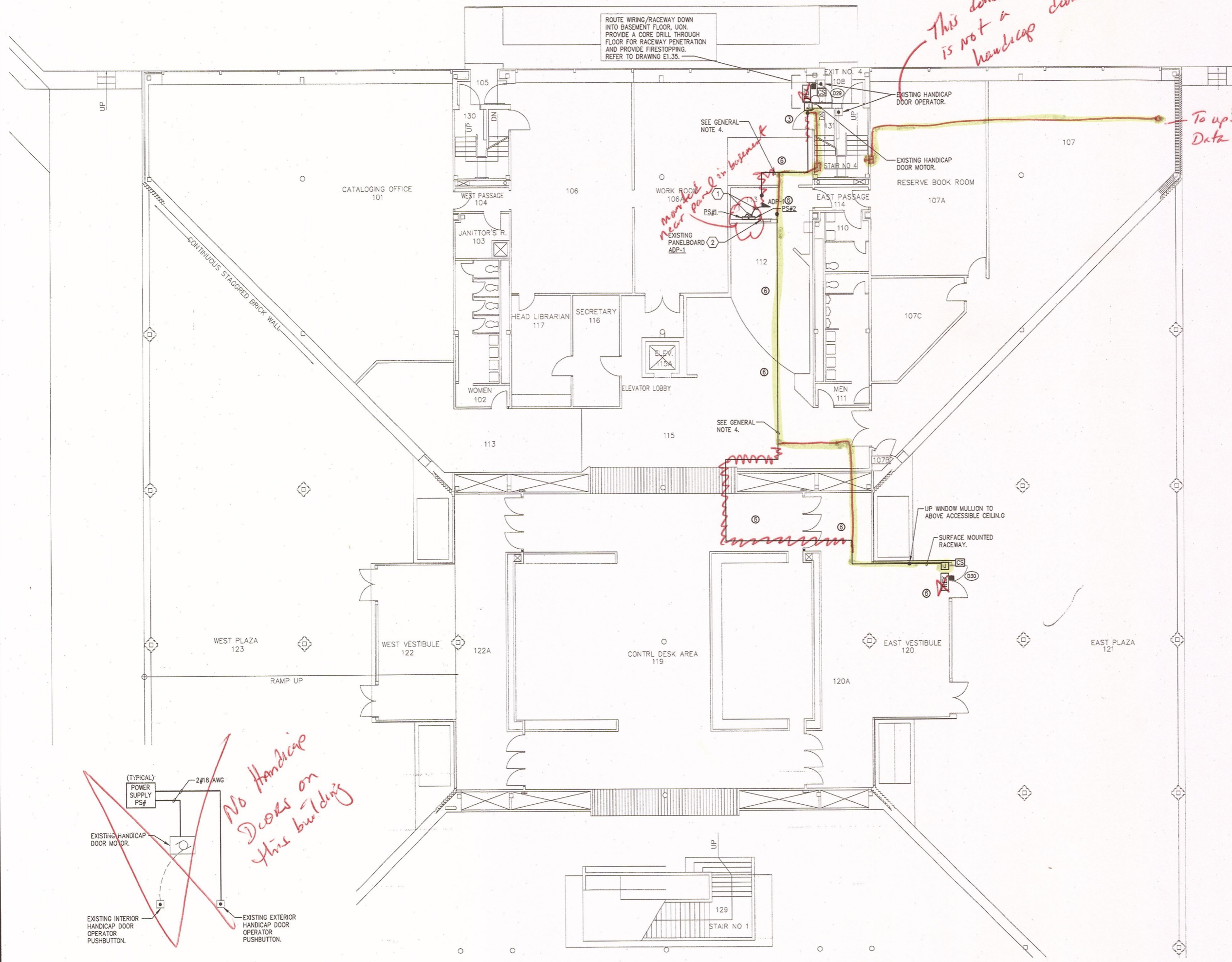
Move panel in basement near panel in basement

No Handicap Doors on this building

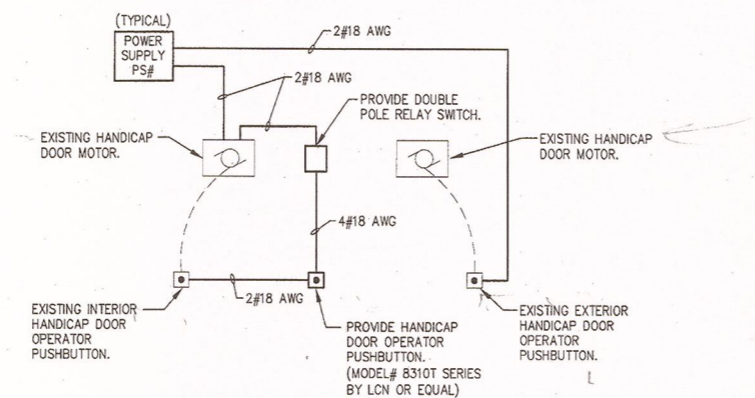


2 HANDICAP DOOR OPENER WIRING DETAIL
E1.36 SCALE: NONE

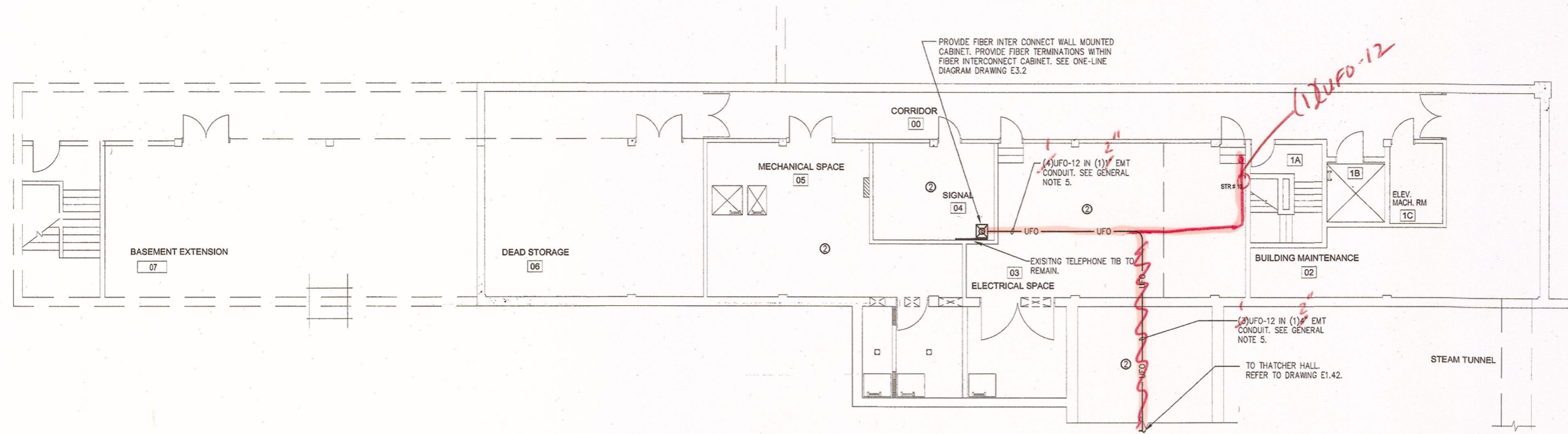
1 CRUMB MEMORIAL LIBRARY PARTIAL FIRST FLOOR - CARD ACCESS & FIBER
E1.36 SCALE: 1/8"=1'-0"



Not in Yet



2 HANDICAP DOOR OPENER WIRING DETAIL
E1.37 SCALE: NONE



1 BARRINGTON STUDEN UNION PARTIAL BASEMENT - CARD ACCESS & FIBER
E1.37 SCALE: 1/8"=1'-0"

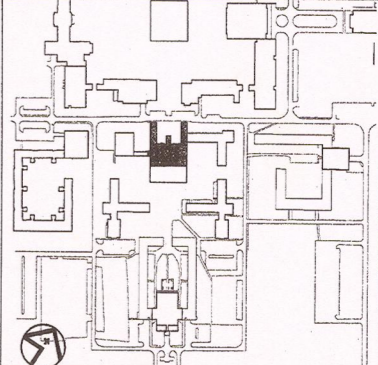
KEYED NOTES

GENERAL NOTES

CEILING SCHEDULE

- ① GYPSUM BOARD
- ② NO CEILING - EXPOSED STRUCTURE
- ③ 1'X1' SPLINE CEILING TILES
- ④ CEMENTIOUS CEILING
- ⑤ NO CEILING - CONCRETE DECKING
- ⑥ 2'X2' LAY-IN ACOUSTICAL PANELS IN GRID
- ⑦ 2'X4' LAY-IN ACOUSTICAL PANELS IN GRID

KEYPLAN NOT TO SCALE



Project:
SUCF Project No. 12283, Install Fiber Optic and Electronic Entrances (Card System), State University College at Potsdam


Engineer:
Lewis Engineering, P.C.
94 New Kamer Road
Suite 201
Albany, New York 12203
V (518) 427-7200
F (518) 427-7210
www.lewisengineeringpc.com

Architect:
Hamlin Design Group
163 Homestead Ave.
Albany, New York 12203
V (518) 724-5159
F (518) 320-6633
www.HamlinDesignGroup.com

Asbestos/Lead Consultant:
Adelaide Environmental Health Associates, Inc.
1511 Route 22, Suite C24
Brewster, New York 10509
V (845) 278-7710
F (845) 278-7750
www.AdelaideInc.com

Revisions:

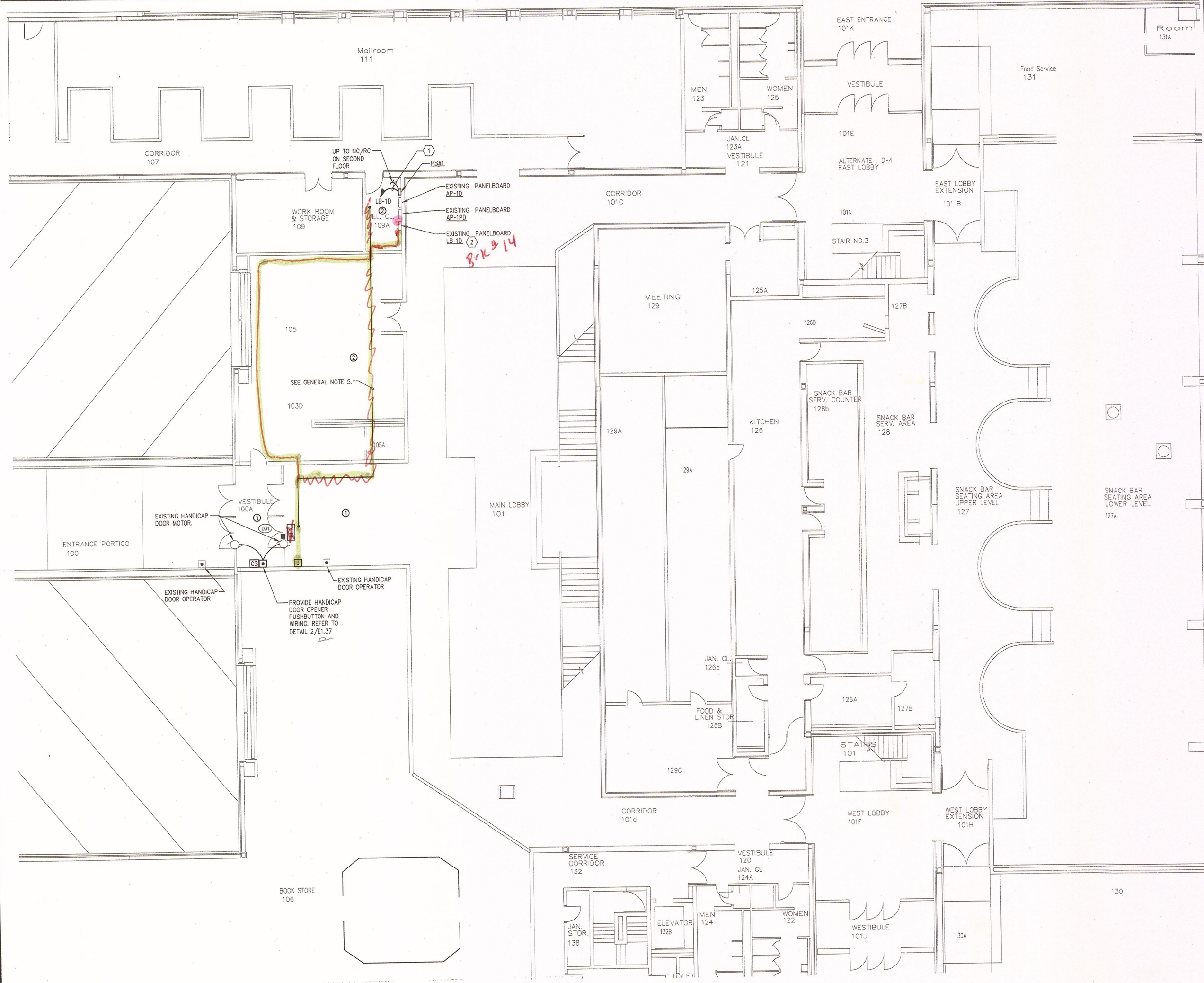
No.	Date	Issue
1	3/22/10	BID DOCUMENTS
2		
3		
4		
5		



22 MARCH 10
Checked by: JAS
LE Project No. 07072

BARRINGTON STUDENT UNION PARTIAL BASEMENT CARD ACCESS & FIBER SYSTEM PLAN

E1.37



KEYED NOTES

- ① PROVIDE BRANCH CIRCUIT WIRING 2#12AWG, 1#12AWG EGC IN RACEWAY TO PANELBOARD DESIGNATED.
- ② PROVIDE (1) 20 AMP, SINGLE POLE BRANCH CIRCUIT BREAKERS INSTALLED WITHIN EXISTING PANELBOARD "LB-10". CIRCUIT BREAKER TO BE COMPLETELY COMPATIBLE WITH EXISTING PANEL MANUFACTURER AND BE UL LISTED FOR INSTALLATION WITHIN.

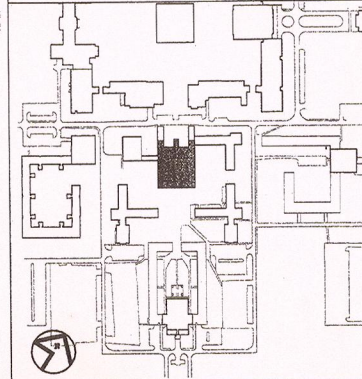
GENERAL NOTES

- 1. PROVIDE ALL SECURITY DEVICES SHOWN AND ITS ASSOCIATED SYSTEM WIRING, UON.
- 2. REFER TO CARD ACCESS SYSTEM RISER DIAGRAM ON DRAWING E0.5, FOR WIRING REQUIREMENTS.
- 3. ALL LOW VOLTAGE CARD ACCESS SYSTEM WIRING MAY OCCUPY A COMMON RACEWAY. ALL 120 VOLT POWER WIRING SHALL BE INSTALLED IN SEPARATE RACEWAY FROM LOW VOLTAGE SYSTEM WIRING.
- 4. LINE INDICATES RACEWAY PATH AND IS SHOWN TO PROVIDE A PROBABLE ROUTE. LOCATION IS DIAGRAMATIC AND CONTRACTOR SHALL ROUTE RACEWAY AS REQUIRED TO SUIT FIELD CONDITIONS.

CEILING SCHEDULE

- ① GYPSUM BOARD
- ② NO CEILING - EXPOSED STRUCTURE
- ③ 1'X1' SPLINE CEILING TILES
- ④ CEMENTIOUS CEILING
- ⑤ NO CEILING - CONCRETE DECKING
- ⑥ 2'X2' LAY-IN ACOUSTICAL PANELS IN GRID
- ⑦ 2'X4' LAY-IN ACOUSTICAL PANELS IN GRID

KEYPLAN NOT TO SCALE



Project:
SUCF Project No. 12283, Install Fiber Optic and Electronic Entrances (Card System), State University College at Potsdam


Engineer:
 Lewis Engineering, P.C.
 94 New Kamer Road
 Suite 201
 Albany, New York 12203
 V (518) 427-7200
 F (518) 427-7210
 www.lewisengineeringpc.com

Architect:
 Hamlin Design Group
 163 Homestead Ave.
 Albany, New York 12203
 V (518) 724-5159
 F (518) 320-8633
 www.HamlinDesignGroup.com

Asbestos/Lead Consultant:
 Adelaide Environmental Health Associates, Inc.
 1511 Route 22, Suite C24
 Brewster, New York 10509
 V (845) 278-7710
 F (845) 278-7750
 www.Adelaideinc.com

Revisions:

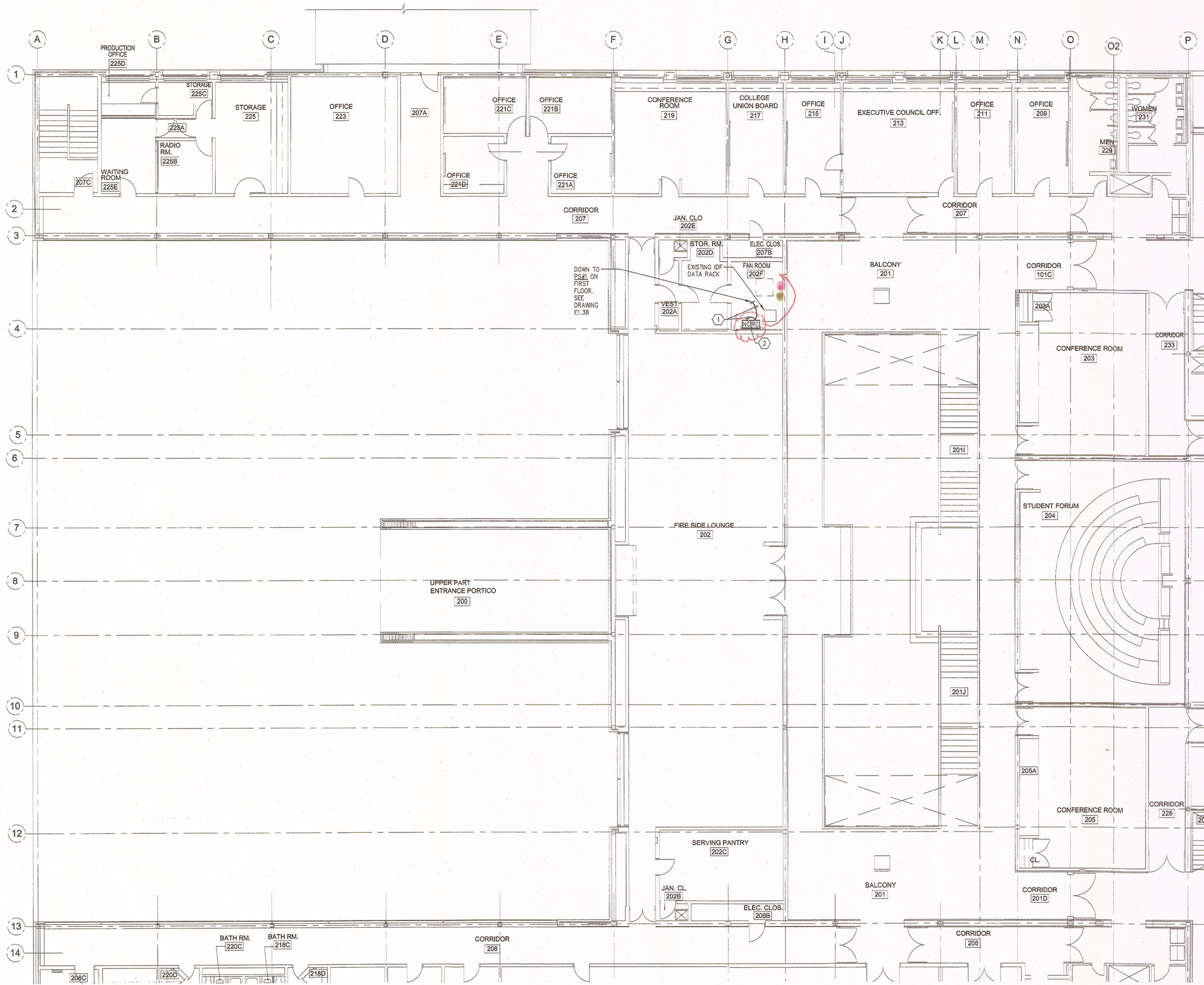
No.	Date	Issue
1	9/22/10	BID DOCUMENTS
2		
3		
4		
5		



22 MARCH 10
 Checked by: JAS
 L.E. Project No. 07072

BARRINGTON STUDENT UNION PARTIAL FIRST FLOOR CARD ACCESS & FIBER SYSTEM PLAN

E1.38



KEYED NOTES

- 1 PROVIDE BRANCH CIRCUIT WIRING 2#12AWG, 1#12AWG EGC IN RACEWAY TO PANELBOARD DESIGNATED.
- 2 PROVIDE NEMA 1, WALL MOUNTED, KEY LOCKABLE CABINET, SIZE TO ACCOMMODATE (RC) DOOR CONTROLLERS AND (NC) NETWORK CONTROLLERS SHOWN WITHIN SPACE. SECURELY MOUNT CABINET TO WALL PROVIDING ALL SUPPORTING MEANS. ALL SYSTEM AND POWER WIRING EXITING CABINET SHALL BE INSTALLED WITHIN RESPECTIVE RACEWAY TYPE.

GENERAL NOTES

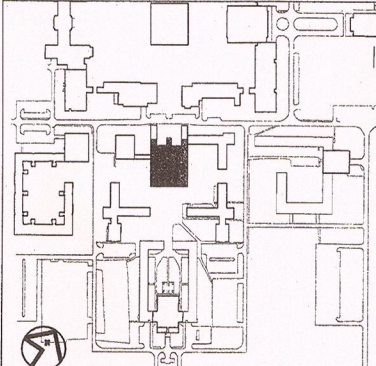
- 1. PROVIDE ALL SECURITY DEVICES SHOWN AND ITS ASSOCIATED SYSTEM WIRING, UON.
- 2. REFER TO CARD ACCESS SYSTEM RISER DIAGRAM ON DRAWING E0.5. FOR WIRING REQUIREMENTS.
- 3. ALL LOW VOLTAGE CARD ACCESS SYSTEM WIRING MAY OCCUPY A COMMON RACEWAY. ALL 120 VOLT POWER WIRING SHALL BE INSTALLED IN SEPARATE RACEWAY FROM LOW VOLTAGE SYSTEM WIRING.

CEILING SCHEDULE

- 1 GYPSUM BOARD
- 2 NO CEILING - EXPOSED STRUCTURE
- 3 1'X1' SPLINE CEILING TILES
- 4 CEMENTIOUS CEILING
- 5 NO CEILING - CONCRETE DECKING
- 6 2'X2' LAY-IN ACOUSTICAL PANELS IN GRID
- 7 2'X4' LAY-IN ACOUSTICAL PANELS IN GRID

KEYPLAN

NOT TO SCALE



Project:
SUCF Project No. 12283, Install Fiber Optic and Electronic Entrances (Card System),
State University College at Potsdam


Engineer:
 Lewis Engineering, P.C.
 94 New Komer Road
 Suite 201
 Albany, New York 12203
 V (518) 427-7200
 F (518) 427-7210
 www.lewisengineeringpc.com

Architect:
 Hamlin Design Group
 163 Homestead Ave.
 Albany, New York 12203
 V (518) 724-5159
 F (518) 320-8633
 www.HamlinDesignGroup.com

Asbestos/Lead Consultant:
 Adelaide Environmental Health Associates, Inc.
 1511 Route 22, Suite C24
 Brewster, New York 10509
 V (845) 278-7710
 F (845) 278-7750
 www.AdelaideInc.com

Revisions:

No.	Date	Issue
1	3/22/10	BID DOCUMENTS
2		
3		
4		
5		



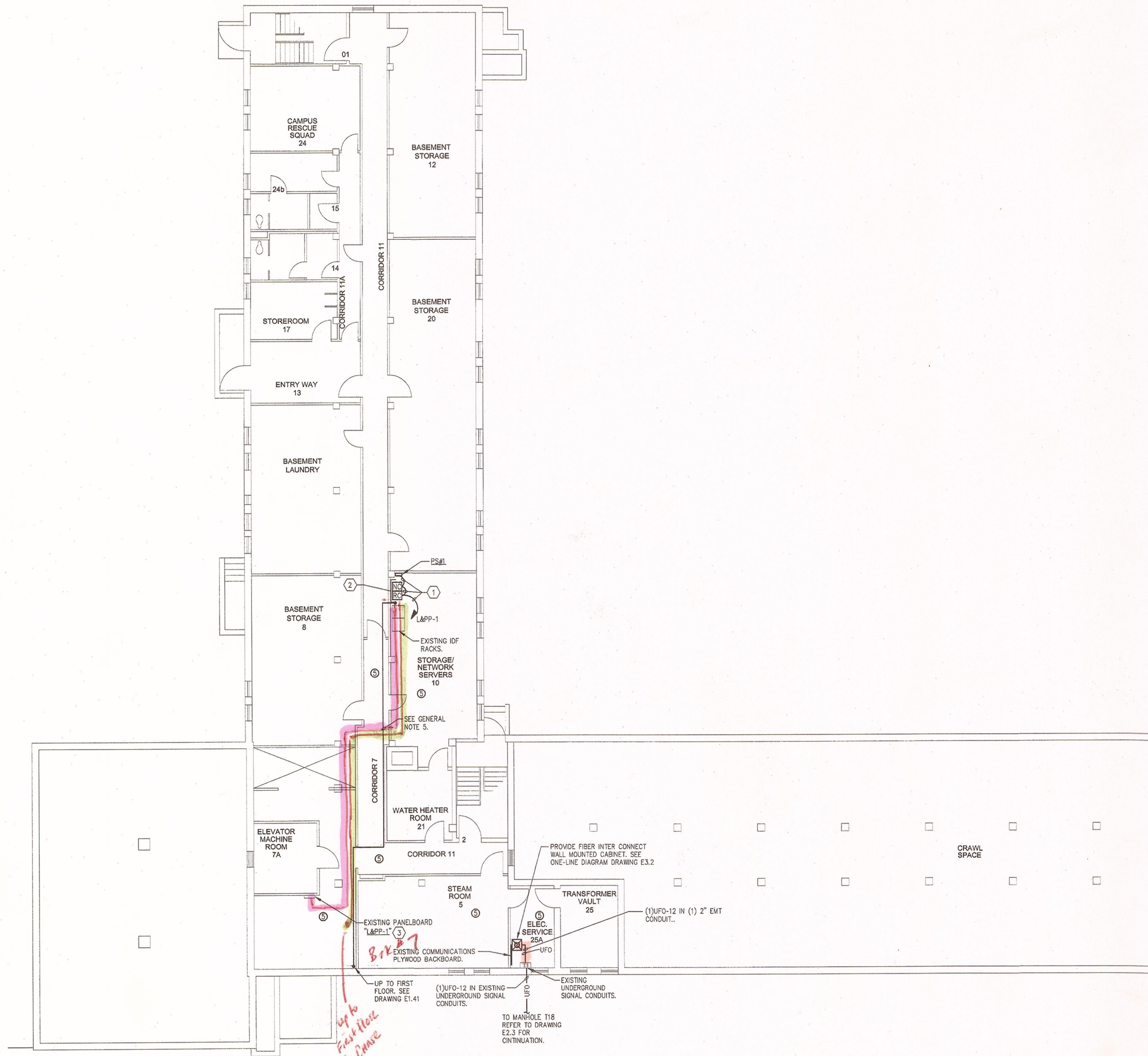
22 MARCH 10 LE Project No. 07072
 Checked by: JAS

BARRINGTON STUDENT UNION PARTIAL SECOND FLOOR CARD ACCESS & FIBER SYSTEM PLAN

E1.39



1 BARRINGTON STUDEN UNION PARTIAL SECOND FLOOR - CARD ACCESS & FIBER
 E1.39 SCALE: 1/8"=1'-0"



KEYED NOTES

- ① PROVIDE BRANCH CIRCUIT WIRING 2#12AWG, 1#12AWG EGC IN RACEWAY TO PANELBOARD DESIGNATED.
- ② PROVIDE NEMA 1, WALL MOUNTED, KEY LOCKABLE CABINET, SIZE TO ACCOMMODATE (RC) DOOR CONTROLLERS AND (NO) NETWORK CONTROLLERS SHOWN WITHIN SPACE. SECURELY MOUNT CABINET TO WALL PROVIDING ALL SUPPORTING MEANS. ALL SYSTEM AND POWER WIRING EXITING CABINET SHALL BE INSTALLED WITHIN RESPECTIVE RACEWAY TYPE.
- ③ PROVIDE (1) 20 AMP, SINGLE POLE BRANCH CIRCUIT BREAKERS INSTALLED WITHIN EXISTING PANELBOARD "L&PP-1". CIRCUIT BREAKER TO BE COMPLETELY COMPATIBLE WITH EXISTING PANEL MANUFACTURER AND BE UL LISTED FOR INSTALLATION WITHIN.

CEILING SCHEDULE

- ① GYPSUM BOARD
- ② NO CEILING - EXPOSED STRUCTURE
- ③ 1'x1' SPLINE CEILING TILES
- ④ CEMENTIOUS CEILING
- ⑤ NO CEILING - CONCRETE DECKING
- ⑥ 2'x2' LAY-IN ACOUSTICAL PANELS IN GRID
- ⑦ 2'x4' LAY-IN ACOUSTICAL PANELS IN GRID

GENERAL NOTES

- 1. PROVIDE ALL SECURITY DEVICES SHOWN AND ITS ASSOCIATED SYSTEM WIRING, UON.
- 2. REFER TO CARD ACCESS SYSTEM RISER DIAGRAM ON DRAWING E0.5. FOR WIRING REQUIREMENTS.
- 3. ALL LOW VOLTAGE CARD ACCESS SYSTEM WIRING MAY OCCUPY A COMMON RACEWAY. ALL 120 VOLT POWER WIRING SHALL BE INSTALLED IN SEPERATE RACEWAY FROM LOW VOLTAGE SYSTEM WIRING.
- 4. REFER TO STOWELL HALL FIBER OPTIC ONE-LINE DIAGRAM ON DRAWING E3.2 FOR FIBER CABLE QUANTITIES, TYPE AND NUMBER OF STRANDS.
- 5. LINE INDICATES RACEWAY PATH AND IS SHOWN TO PROVIDE A PROBABLE ROUTE. LOCATION IS DIAGRAMATIC AND CONTRACTOR SHALL ROUTE RACEWAY AS REQUIRED TO SUIT FIELD CONDITIONS.



Project:
SUCF Project No. 12283, Install Fiber Optic and Electronic Entrances (Card System), State University College at Potsdam


Engineer:
 Lewis Engineering, P.C.
 94 New Komer Road
 Suite 201
 Albany, New York 12203
 V (518) 427-7200
 F (518) 427-7210
 www.lewisengineeringpc.com

Architect:
 Hamlin Design Group
 163 Homestead Ave.
 Albany, New York 12203
 V (518) 724-5159
 F (518) 320-8633
 www.HamlinDesignGroup.com

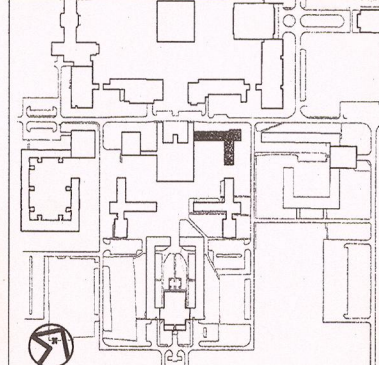
Asbestos/Lead Consultant:
 Adelaide Environmental Health Associates, Inc.
 1511 Route 22, Suite C24
 Brewster, New York 10509
 V (845) 278-7710
 F (845) 278-7750
 www.Adelaidec.com

Revisions:

No.	Date	Issue
1	3/22/10	BID DOCUMENTS
2		
3		
4		
5		



KEYPLAN NOT TO SCALE



22 MARCH 10 LE Project No. 07072
 Checked by: JAS
 Seal:

SISSON HALL
 BASEMENT
 CARD ACCESS & FIBER
 SYSTEM PLAN

E1.40



1 SISSON HALL BASEMENT - CARD ACCESS & FIBER
 E1.40 SCALE: 1/8"=1'-0"